



TRIO

- CEILING SYSTEM •
- LIGHTING •
- FACADE AND METAL WALLS •

TRIO

SAĞLIKLI YAŞAM

TRIO
SİSTEMLERİ

TRIO
SİSTEMLERİ

INDEX

BAFFLE

BAFFLE BENDED	4
BAFFLE ACCESSORIES	5
MULTI-PANEL	6
STRIPE PANEL	7
EXTRUSION BAFFLE	8-9
WALL BAFFLE PANEL	10
BAFFLE NEST	11

OPEN CELL

STANDART OPENCELL	12
CROSS OPENCELL	13

MESH

HOOK-ON MESH	14
HOOK-ON CHANNELED	15
WELDING TYPES	16-17
LATHED T SYSTEM	18
MESH TYPES	19-20

EXCLUSIVE

SINGLE PANEL	21
WIRE MESH	22
ART SERIES	23
ROUND PANEL	24
HONEYCOMB	25
CURVED PANEL	26
PYRAMID PANEL	27
CNC CUTTING	28
TIN PANEL	29

WALL PANELS

FACADE PANELS	30
WALL MESH PANEL	31

METAL CEILING

CLIP-IN SYSTEM	32
CLIP-IN SYSTEM -HEAVY DUTY	33
T SYSTEM	34
BANDRASTER	35
PANEL CEILING	36
CLEAN ROOM	37

DETAILS

EDGE PROFILES	38
RADIUS PROFILE	39
HALLWAY SOLUTIONS	40
WOODEN LOOKED COLORS	41
PERFORATION	46

LED

LED LIGHTING	40-43
--------------	-------

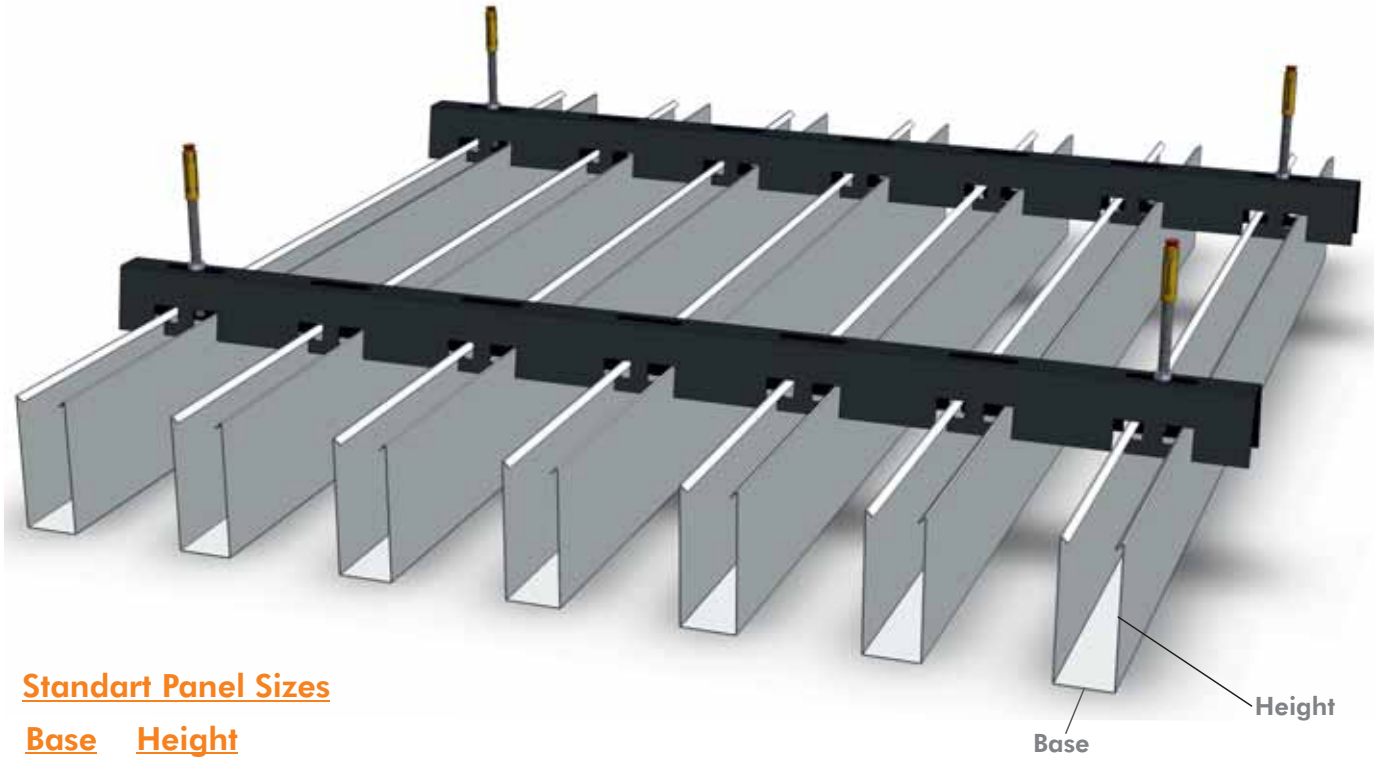
PROJECT GALLERIES

49-74

BENDED BAFFLE

Baffle Ceiling Panels are U shaped bended linear ceiling panels which can be in different size and colors.

With different size and colors you can create aesthetic ambiance in your project. This system is a modular system to install and uninstall it. Baffle Ceiling is integrated with lighting system.



Standart Panel Sizes

Base Height

20mm x 105mm	Min. Base : 20 mm
30mm x 100mm	Max. Base : 180mm
40mm x 95mm	Min. Height : 30 mm
50mm x 90mm	Max. Height : 300mm

Special dimensions can be produced for your project

ACCESSORIES



SCREW+ NUT



STEEL DOWEL



STEM BAR



NAILED CARRIER

RAW MATERIAL	THICKNESS	COLOR	PERFORATION
Aluminium / Galvanise	0,40 mm / 0,70mm	Standart Ral 9005 - Ral 9016 - Ral 7016 Other Ral Options Wooden Looked Colors	Perforated Or Plain

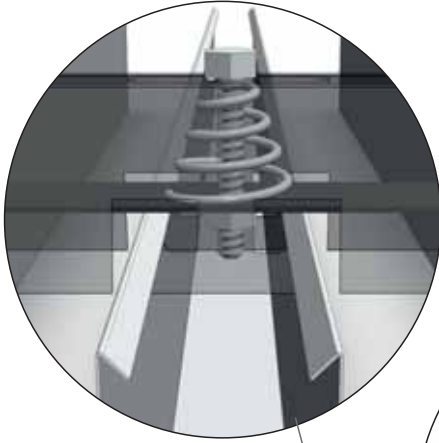
Baffle Ceiling systems has different optional pieces such as ending cap, outdoor spring and perforated solutions .

ACCESSORIES


BAFFLE

OPTIONAL

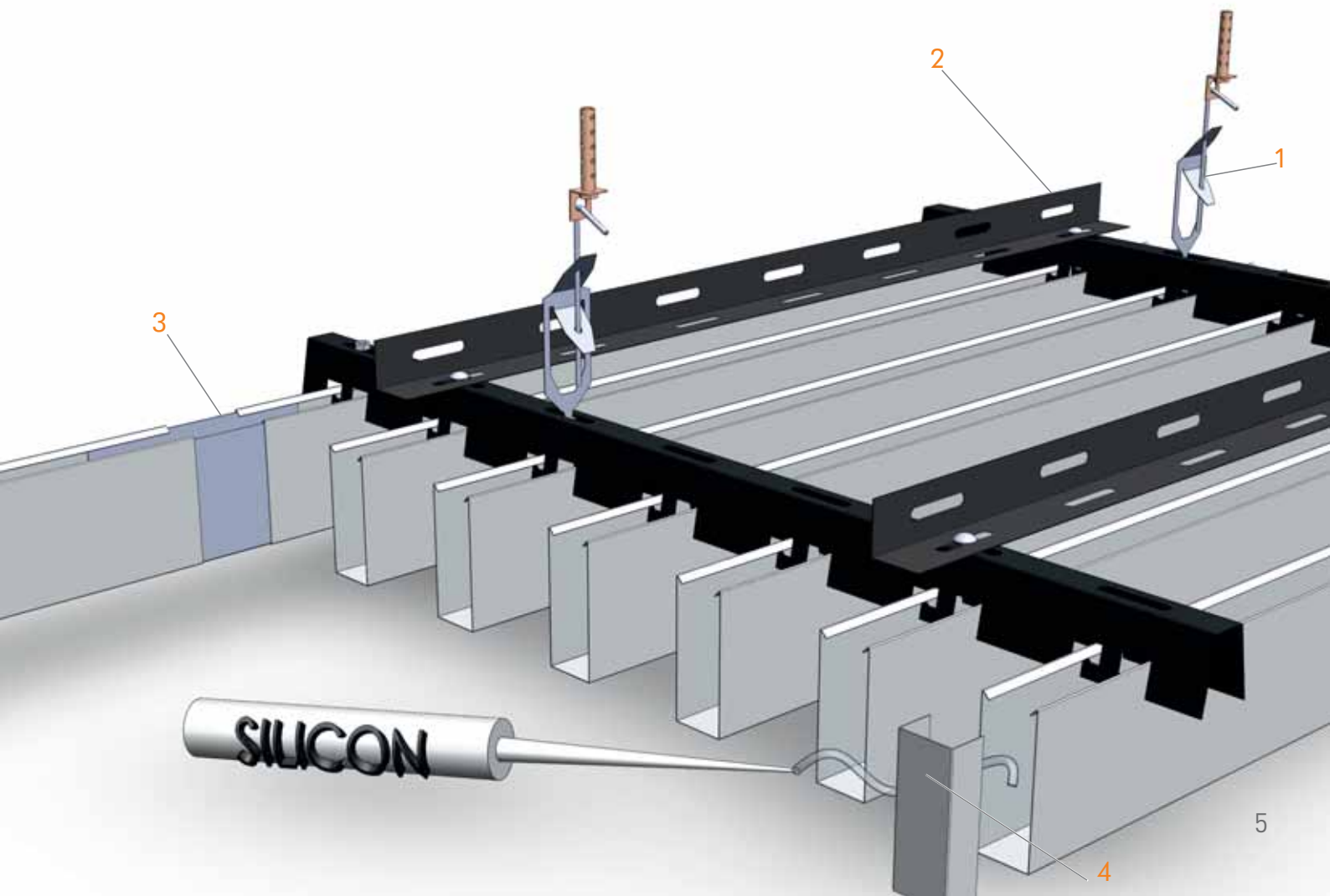
- 1-Hanger Spring
- 2-Hook-on L Profile
- 3-Baffle Adding Part
- 4-Baffle Ending Cap
- 5-Outdoor Spring
- 6-Micro Perforation



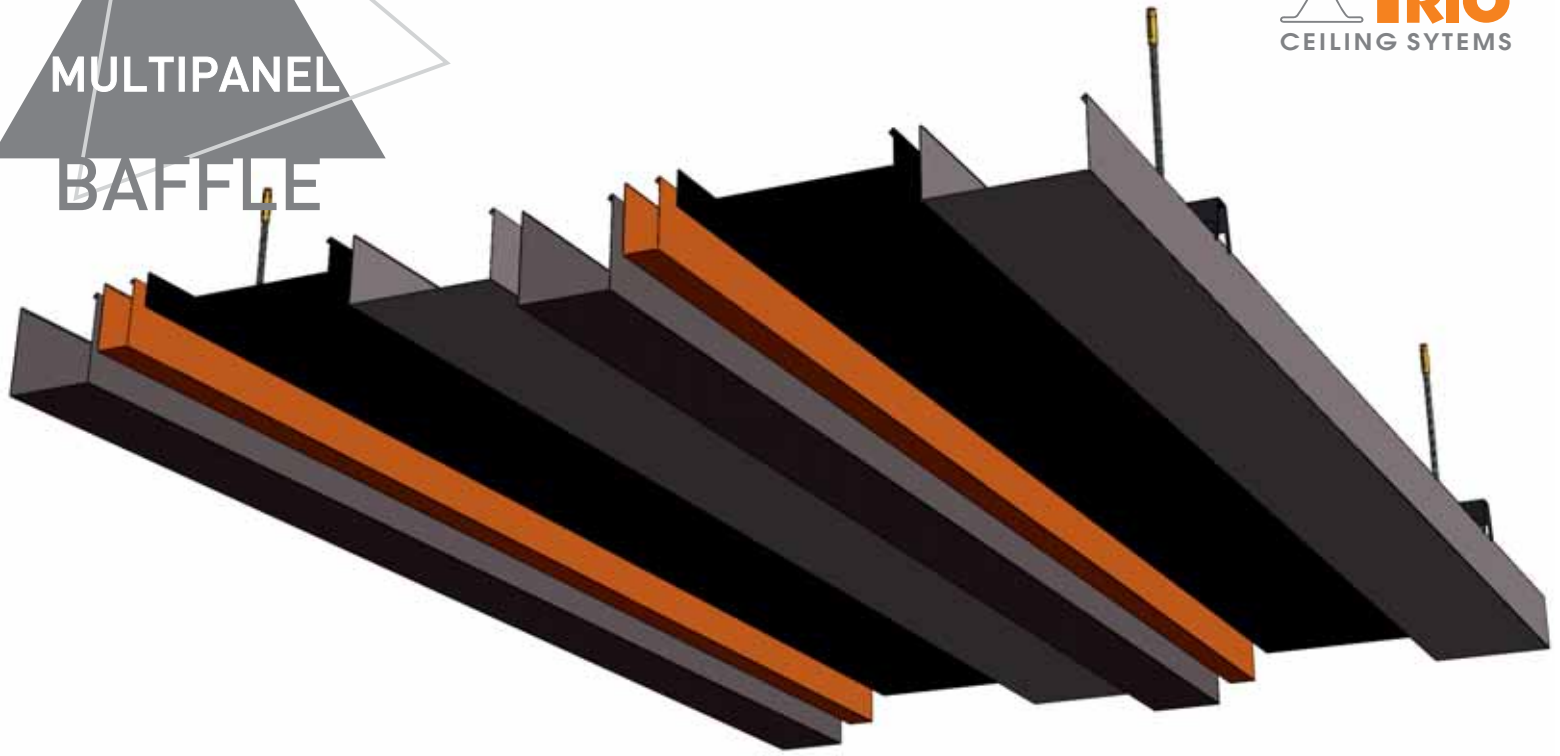
5



6



MULTIPANEL
BAFFLE



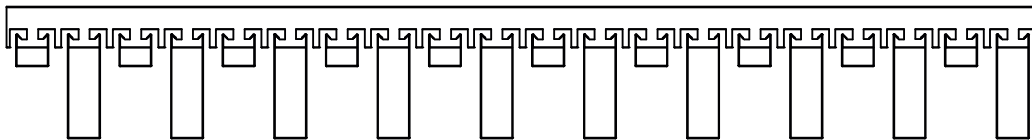
BAFFLE MULTI DIM PANEL

Beside the standort baffle systems, this U shaped baffles can be designed in different variations.

Height :H

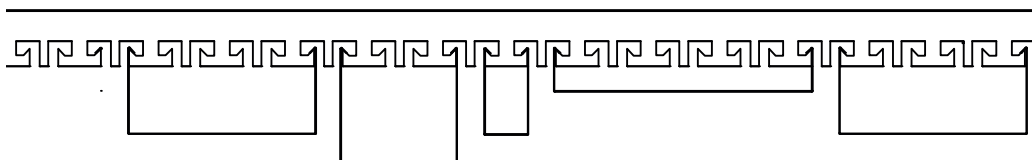
Base:B

Canter Distance : CD



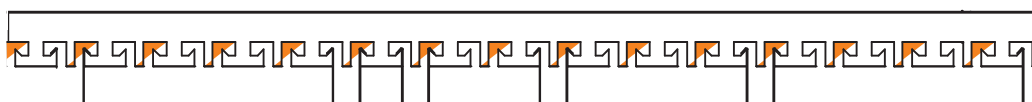
BAFFLE STEP

B : 30 mm
H: 30 mm | 75 mm
CD:50 mm | 100 mm




BAFFLE MULTI DIM

B:30mm | 80mm | 130mm | 180mm
H:30mm | 65mm | 100mm
CD:50 mm



BAFFLE MULTI PANEL

B :30mm | 80mm | 130mm | 180 mm
H: 30 mm
CD:50 mm



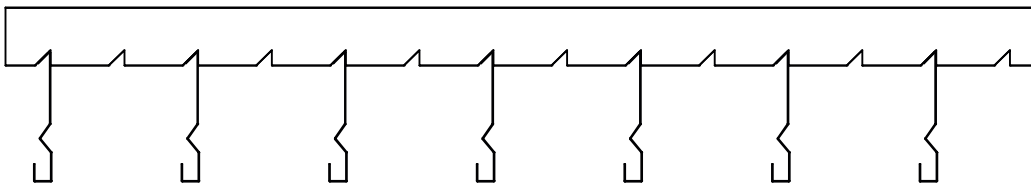
BAFFLE GV

Stripe Baffle Ceilings are architectural shaped linear ceilings. Which can be produced and designed for the clients inquiry.

Height :H

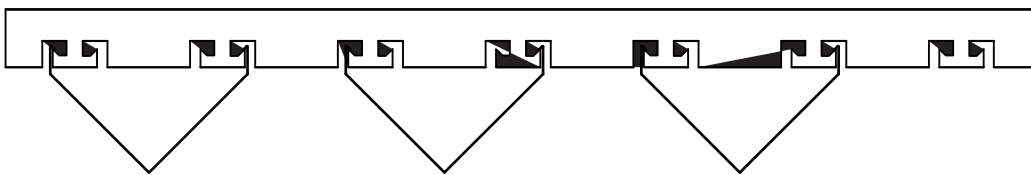
Base:B

Canter Distance : CD



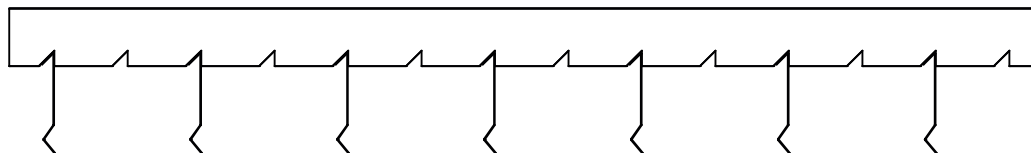
BAFFLE L

H:100 mm | 200 mm
CD: 50 mm | 80 mm | 100 mm



BAFFLE GV

H: 66 mm
CD: 200 mm



BAFFLE V 100

H:100 mm
CD: 50 mm | 80 mm | 100 mm

RAW MATERIAL	THICKNESS	COLOR	PERFORATION
Aluminium / Galvanise	0,40 mm / 0,70mm	Standart Ral 9005 - Ral 9016 - Ral 7016 Other Ral Options Wooden Looked Colors	Perforated Or Plain

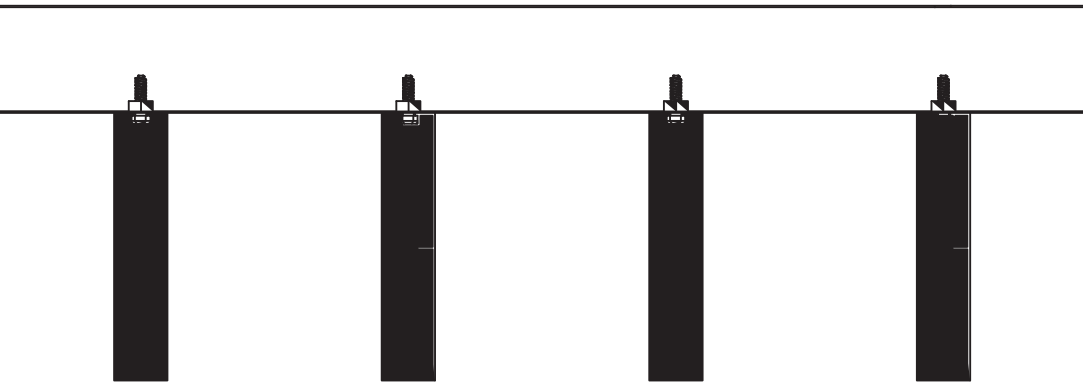
EXTRUSION

BAFFLE

Baffle extrusion profiles can be produced rectangle and circular form. Product lengths are 600cm and has all RAL options. The carrier system are more easy to organise and install. Mostly , extrusion profile is preferred at outdoor areas.


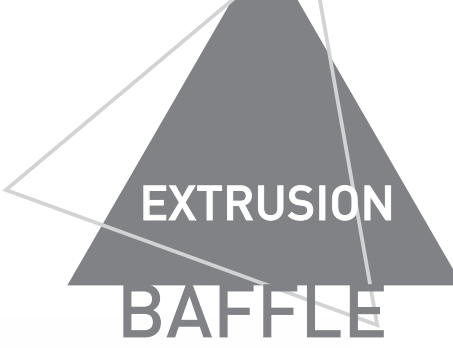


SYSTEM SECTION *BAFFLE EXTRUSION*



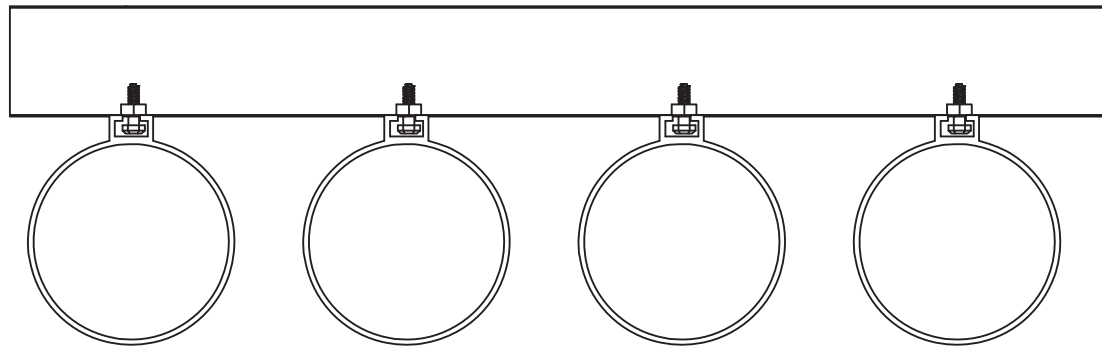
RAW MATERIAL	THICKNESS	DIMENSIONS	COLOR
Aluminium	1,00 mm / 1,50 mm	Base :20 mm	Standart Ral 9005 - Ral 9016 - Ral 7016
		Height :100 mm	
		Base :30 mm	Other Ral Options
		Height :100 mm	
Base :50 mm	Wooden Looked Colors		
Height :100 mm			

Baffle extrusion profiles nowadays can be produced rectangle and different forms. Product lengths are 600cm and has all RAL options. The carrier installation and profiles are more easy to organise and many people prefer this system in outdoor places.



BAFFLE EXTRUSION ROUND

SYSTEM SECTION



RAW MATERIAL	THICKNESS	DIMENSIONS	COLOR
Aluminium	1,00 mm / 1,50 mm	Circular : 50 mm - 75 mm	Standart Ral 9005 - Ral 9016 - Ral 7016 Other Ral Options Wooden Looked Colors

Baffle Wall Panels has the same dimension and product features with baffle ceilings.
 Baffle Wall Panels can be produced with a special hidden carrier system profile.

HIDDEN CARRIER



Standart Panel Sizes

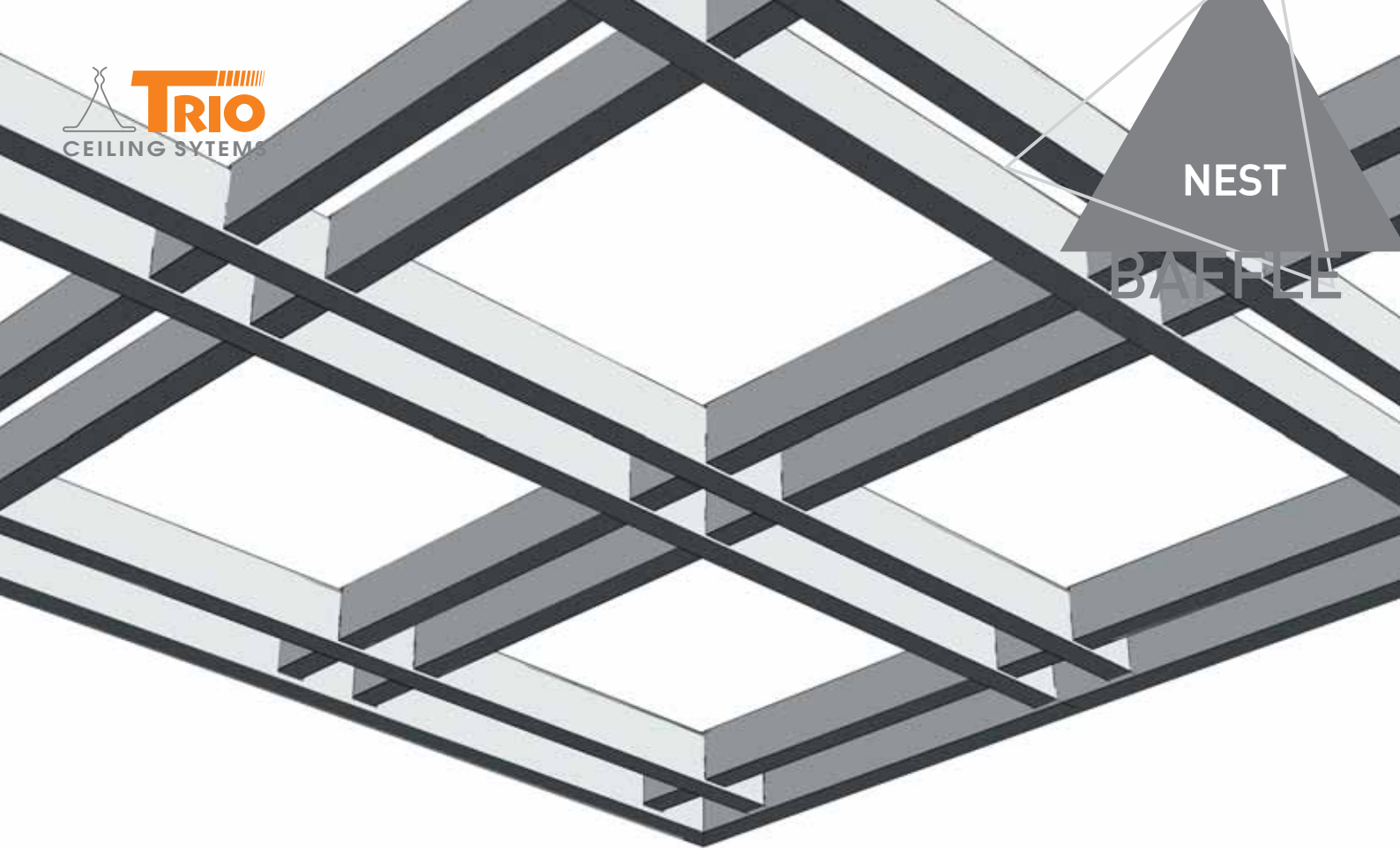
Base Height

- 20mm x 105mm
- 30mm x 100mm
- 40mm x 95mm
- 50mm x 90mm

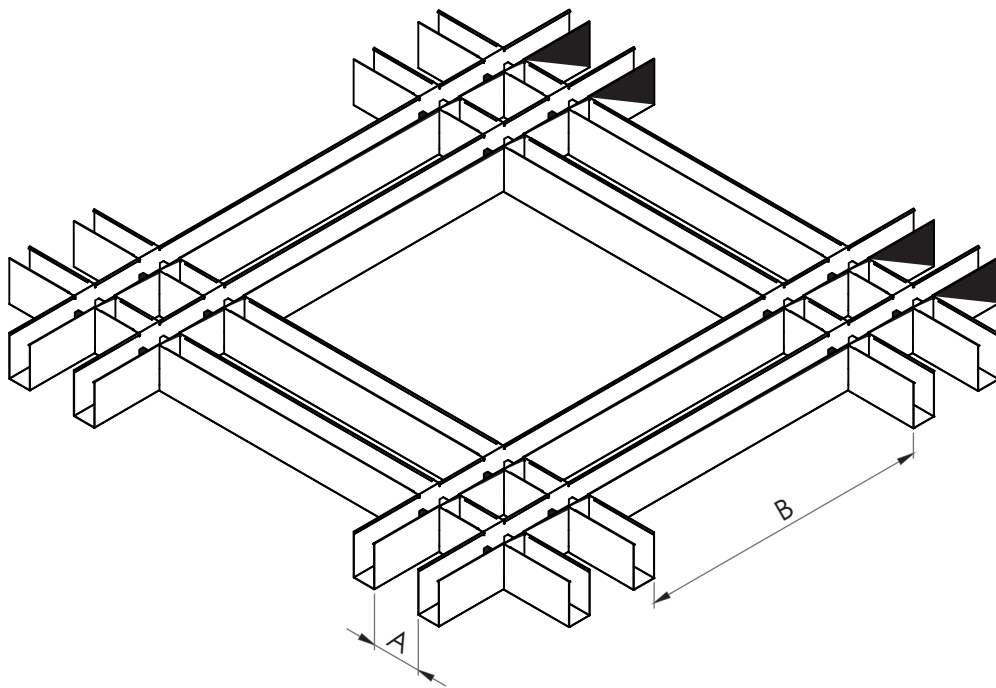
Special dimensions can be produced for your project

RAW MATERIAL	THICKNESS	COLOR	PERFORATION
Aluminium / Galvanise	0,40 mm / 0,70mm	Standart Ral 9005 - Ral 9016 - Ral 7016 Other Ral Options Wooden Looked Colors	Perforated Or Plain

NEST BAFFLE

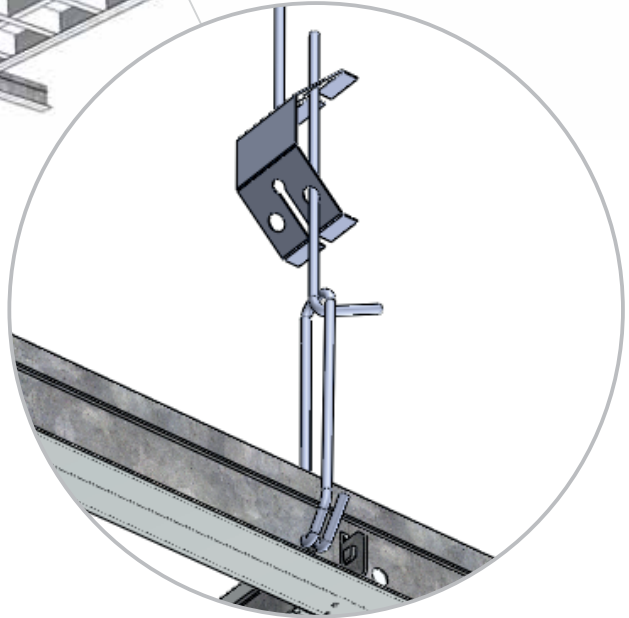
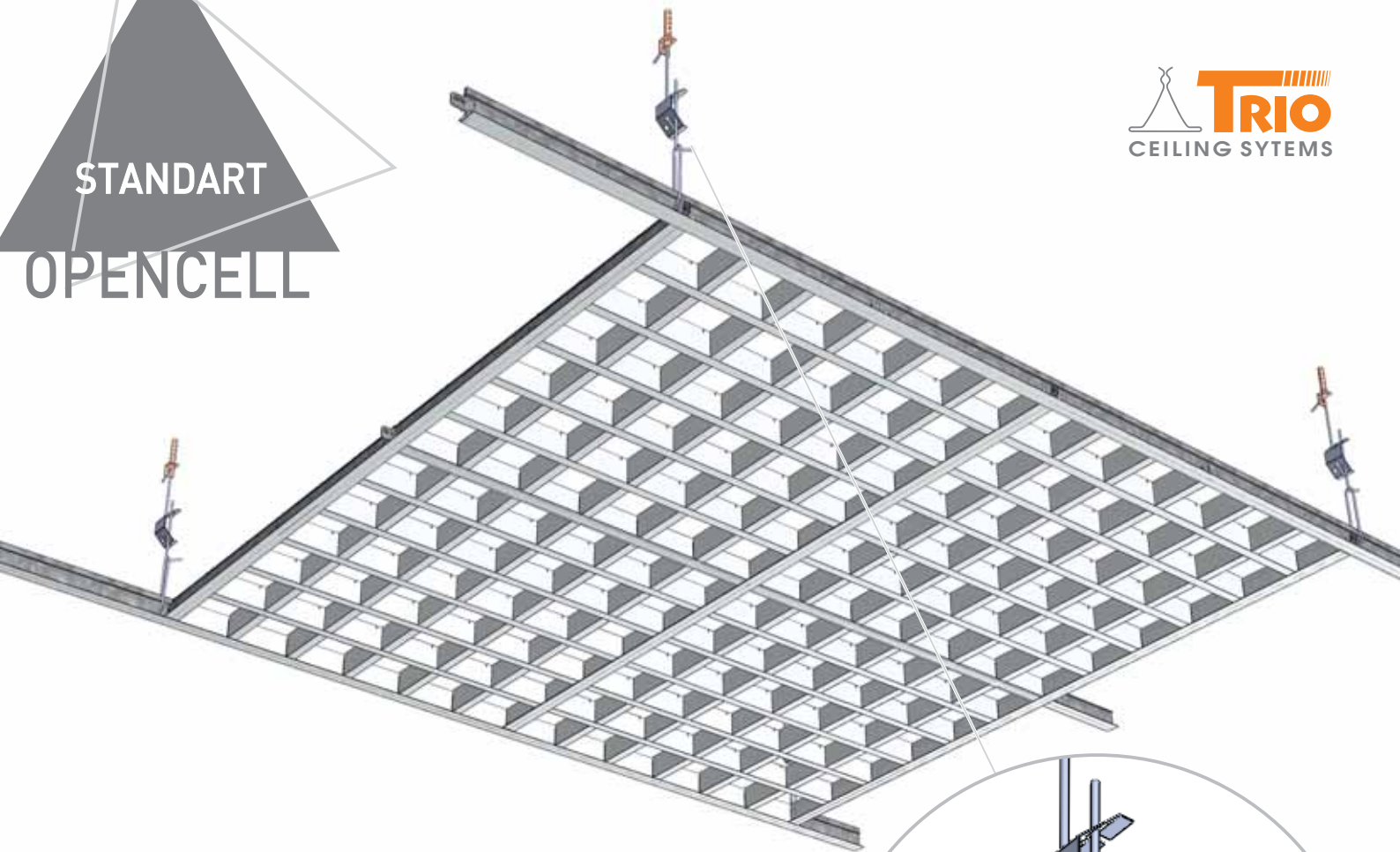


Baffle Nest Ceiling System is inspired from Open Cell Ceiling systems. This can be produced in double row and single row. The gaps between the panels are usually designed for your project.




RAW MATERIAL	THICKNESS	DIMENSIONS	COLOR
Aluminium	0,60 mm / 0,70 mm	Height :100 mm Base :50 mm And Other Dimensions Can be Produced	Standart Ral 9005 - Ral 9016 - Ral 7016 Other Ral Options Wooden Looked Colors


STANDART OPENCELL





Rectangle
50X150mm




50mm




60mm




75mm




85mm



100mm




150mm




200mm


RAW MATERIAL	BASE	HEIGHT	COLOR	EYE RANGE
Aluminium	15 mm	40 mm	Standart Ral 9005 - Ral 9016 - Ral 7016 Other Ral Options Wooden Looked Colors	50x150mm Rcnt 50x50 mm 60x60 mm 75x75 mm 85x85 mm 100x100 mm 150x150 mm 200x200 mm



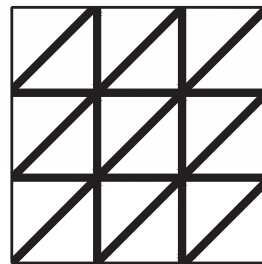
It's the same system as open cell system. The only difference is a diagonal part is attached into open cell area. This system also comes with T-15 carrier system which is easy to install. This system is modular so you can reach background of the system easily.



100 mm



150 mm

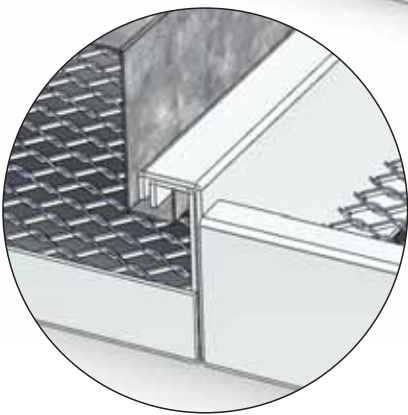
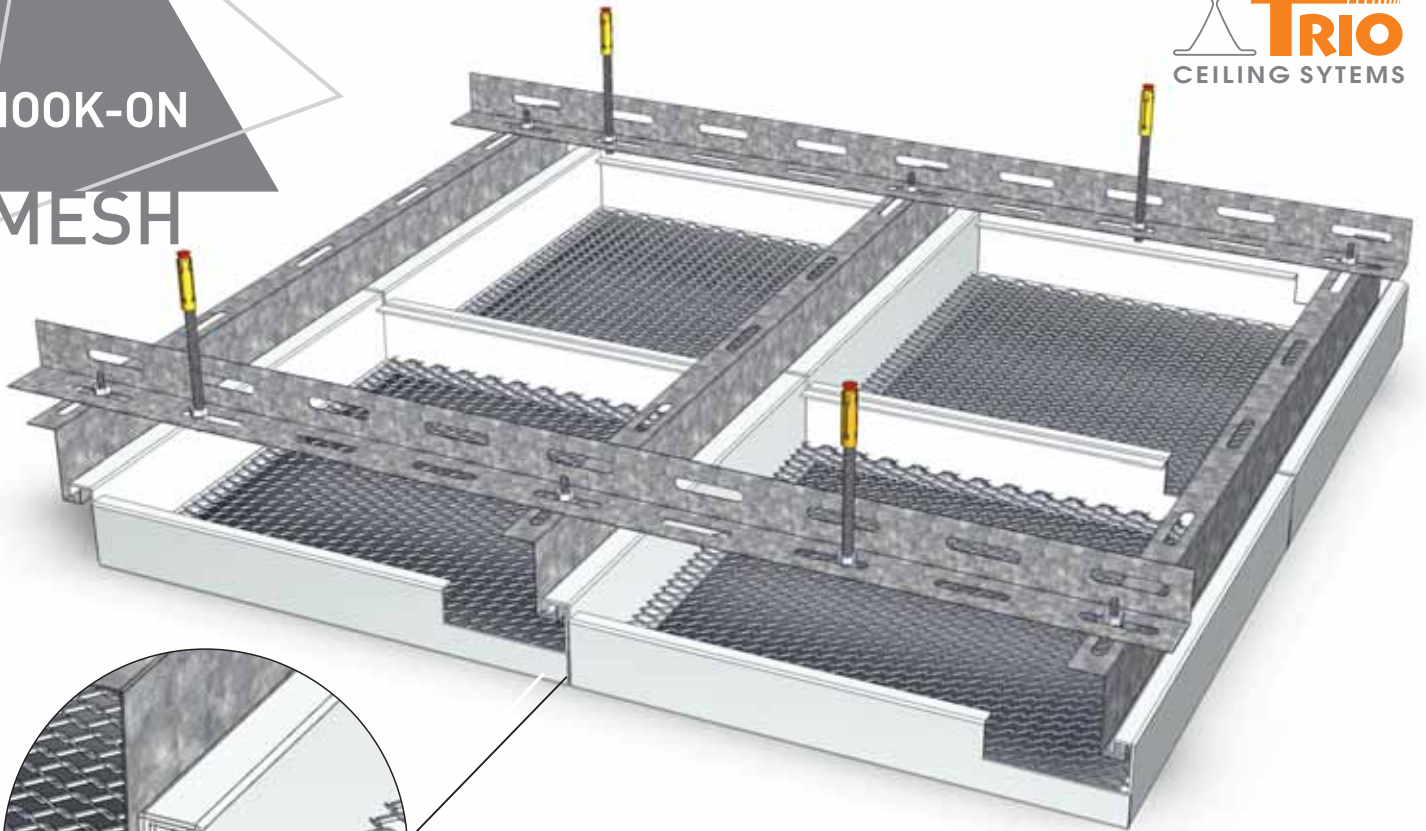


200 mm

RAW MATERIAL	BASE	HEIGHT	COLOR	EYE RANGE
Aluminium	15 mm	40 mm	Standart Ral 9005 - Ral 9016 - Ral 7016 Other Ral Options	100x100 mm 150x150 mm 200x200 mm

Wooden Looked Colors

**HOOK-ON
MESH**



ACCESSORIES



HOOK-ON Z PROFILE



HOOK-ON L PROFILE



Z PROFILE ADDING



L PROFILE ADDING



SCREW + NUT



STEEL DOWEL



STEM BAR

RAW MATERIAL	THICKNESS	COLOR	MESH SIZE
Aluminium / Steel Metal	1,00mm / 2,00mm	Standart Ral 9005 - Ral 9016 - Ral 7016 Other Ral Options	Page 19-20

Lathed mesh is adapted with T-24 Carrier System. T Carrier System is a universal system and most common system in the world. It's easy to reach mechanical system of the building by pushing up the mesh panel. All RAL options can be used on the system and the standart dimensions are 60x60 – 60x120 – 120x120 mm.

LATHED MESH



ACCESSORIES



T SYSTEM 3,6 CM



T SYSTEM 1,20 CM



T SYSTEM 0,60 CM



DOUBLE SPRING TONG



STEEL DOWEL



HANGER WIRE

RAW MATERIAL	THICKNESS	COLOR	MESH SIZE
Aluminium / Steel Metal	1,00mm / 2,00mm	Standart Ral 9005 - Ral 9016 - Ral 7016 Other Ral Options	Page 19-20

WELDING TYPES MESH

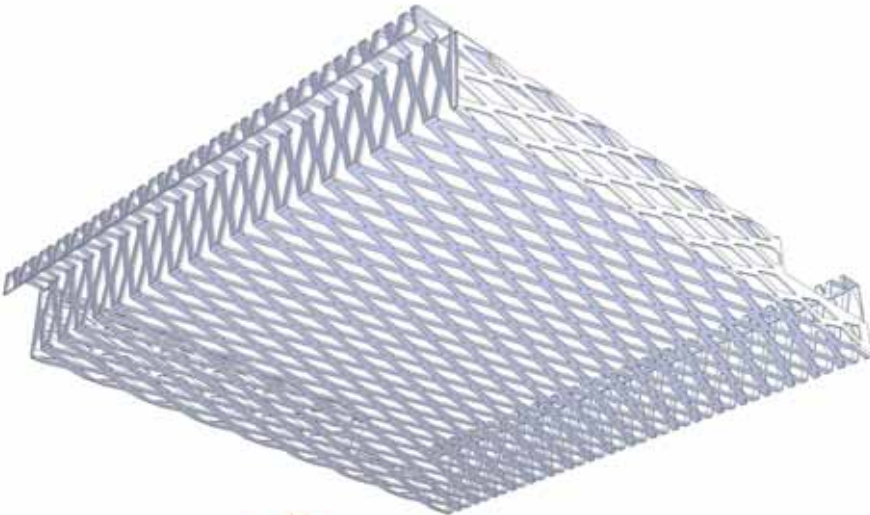
Hook-on System mesh panels has a lot of combinations. There are 7 different types of welding. You can choose mesh dimensions and all other mesh properties depending on your project. This product can be used as ceiling, wall, exterior areas.



TYPE-1 MESH ON



TYPE-2 MESH IN



TYPE -3 MESH FLATTENED

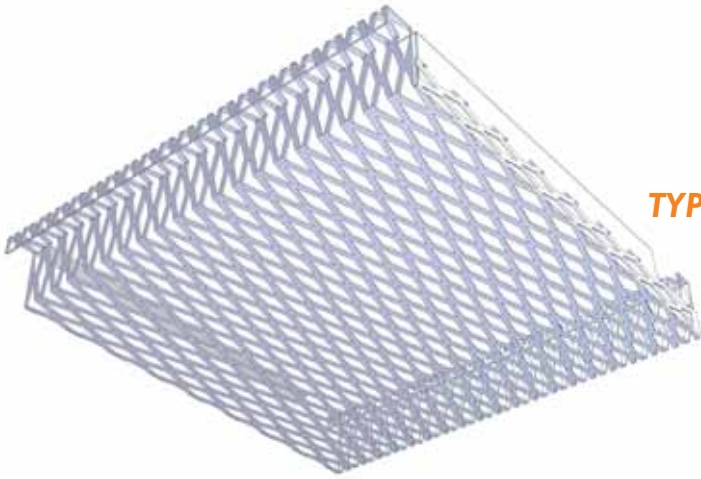


LIGHT DIRECTION



Mesh panel systems can be integrated to T Carrier , Hook-on , Clip-in system and many more carrier systems depends on your project. The light transmittance of your mesh panels can be organised by your architectural design.

**WELDING
TYPES
MESH**



TYPE-4 MESH WITH SIDE BAR


**TYPE-5 VERTICAL
(ONLY WIDE MESH DIMENSIONS)**



TYPE-6 LATHED

TYPE-7 VERTICAL (CHANNELED)






All visuals are scaled original size 1:1

ML: Mesh Length
 MB: Mesh Width
 SB: Strand Width


MESH



ML: 24 mm x MB: 60 mm x SB: 4 mm 1:1 Scale



20 mm x 50 mm x 4 mm 1:1 Scale



20 mm x 50 mm x 4 mm 1:1 Scale (Flattened)



20 mm x 40 mm x 3 mm 1:1 Scale




14 mm x 42 mm x 3 mm 1:1 Scale



10 mm x 30 mm x 2 mm 1:1 Scale



10 mm x 30 mm x 3 mm 1:1 Scale (Flattened)



8 mm x 16 mm x 2 mm 1:1 Scale



8 mm x 16 mm x 3 mm 1:1 Scale (Flattened)

MESH

All visuals are scaled original size 1:1



50 mm x 115 mm 10 mm 1:1 Scale



33 mm x 100 mm x 10 mm 1:1 Scale



35mm x 75 mm x 12 mm 1:1 Scale




25mm x 75 mm x 5 mm 1:1 Scale

EXCLUSIVE

Exclusive Ceilings...
We create and produce your render ...
Architecural details ...
Bespoke orders ...

This system , can be produced as CNC Laser Cut , perforation or expanded mesh metal system. All the panels are installed separately so , no need to any other carrier system. It can be produced with different kind of combinations in raw materials , dimensions and colors.

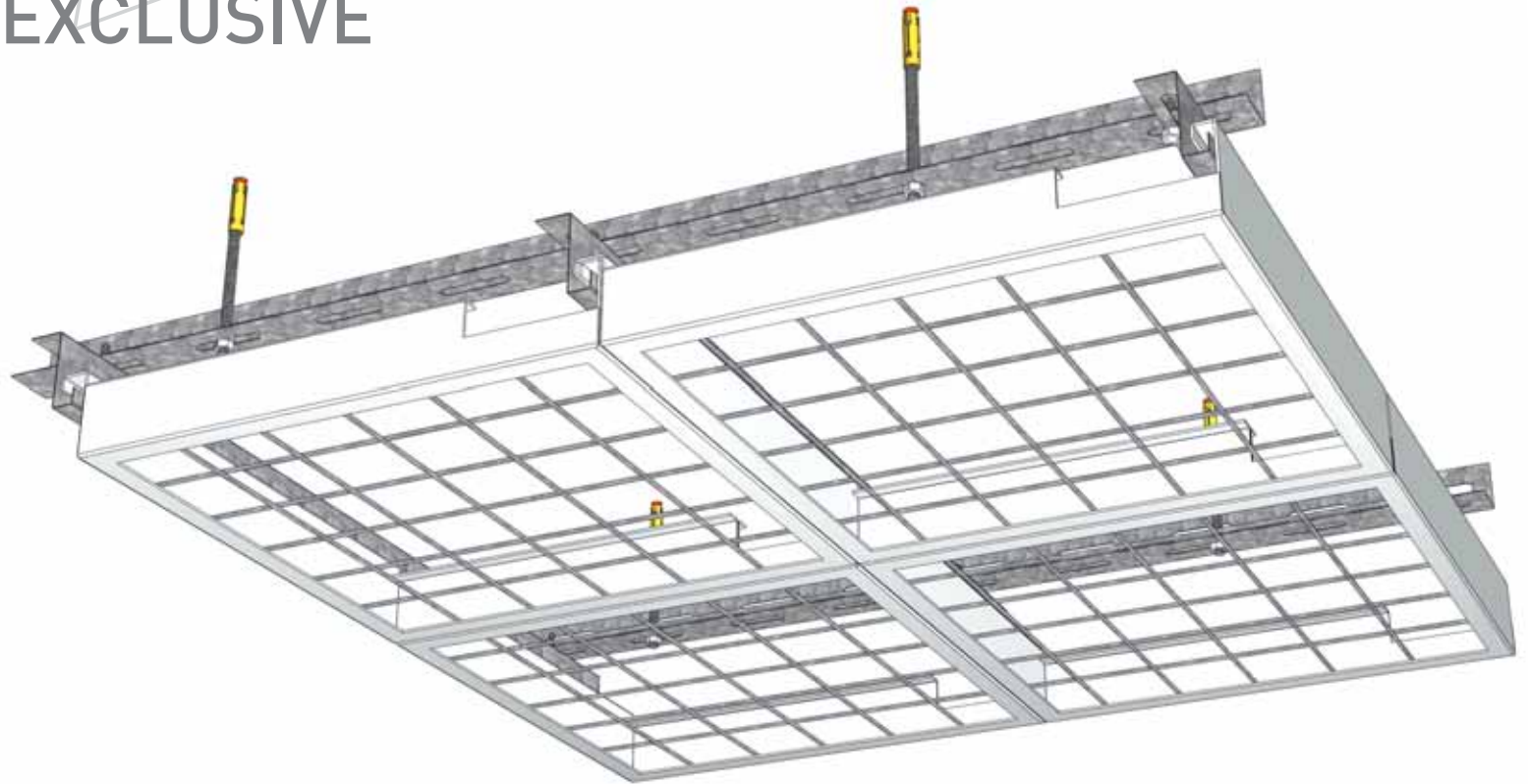
SINGLE PANEL
EXCLUSIVE



RAW MATERIAL	THICKNESS	COLOR	PERFORATION
Aluminium / Steel Metal	1,00mm / 2,00mm	Depends On Your Project	Depends On Your Project

WIRE MESH

EXCLUSIVE



ACCESSORIES



HOOK-ON Z PROFILE



HOOK-ON L PROFILE



Z PROFILE ADDING



L PROFILE ADDING



SCREW + NUT



STEEL DOWEL




STEM BAR

RAW MATERIAL	SYSTEM	COLOR	EYE RANGE
Steel Metal	Hook-on	Depends On Your Project	50x50 mm 50x150 mm


In art series there are 3 models. Mirror effected aluminium panels , elliptic perforation and crystal perforation can be integrated in all ceiling systems. These models founded in 2018 and the carrier systems are easy to install in building site. These systems are modular , so it's easy to make changes on the mechanical system inside the ceiling.



MIRROR EFFECT



ELYPTIC



CRYSTAL

RAW MATERIAL	THICKNESS	SIZE	COLOR	SYTEM
Aluminium / Steel	0,60 mm- 0,70 mm	600 x 600 mm	Depends On Your Project	Hook-on, Clip-in , Lay-on

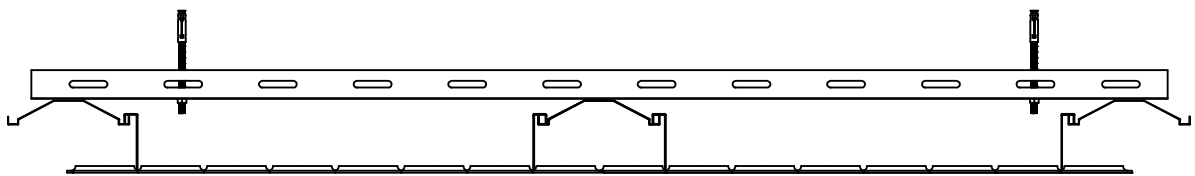
ROUND PANEL

EXCLUSIVE

Round Panel has 65mm perforation and has a plastering form. The carrier system is similar to hook-on system. The ceiling system has integrity and estetic view and has all RAL options. Raw material is also optional which is aluminium or galvanise.

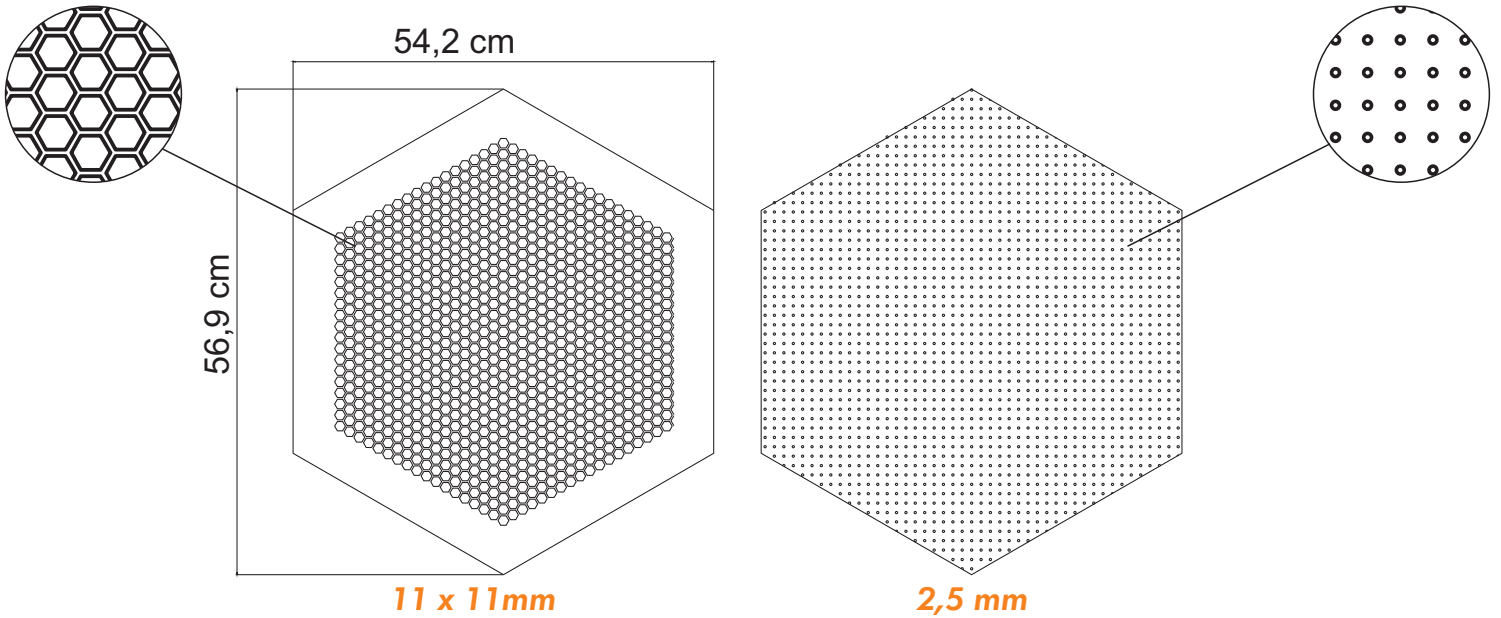



ROUND PANEL



RAW MATERIAL	THICKNESS	SIZE	COLOR	SYTEM
Aluminium / Steel	0,80 mm- 2,00 mm	600 x 1200 mm	Depends On Your Project	Hook-on



Honeycomb , has hexagon form and it's integrated to clip-in system. Hexagon panels comes with hexagon perforation and it has an estetic view. The panel perforation is available with 2,5mm full perforation. The standart dimensions which you can see in the drawing , can be designed by your project.




RAW MATERIAL	THICKNESS	SIZE	Ø PERFORATION	SYTEM
Steel	0,50 mm- 0,70 mm	570 x 495 mm	2,5 mm - Circular Perf. 11x11 - Hexagon Perf.	Clip-in

**CURVED PANEL
EXCLUSIVE**

In curved ceiling panels , radius length and installation depends on your project. This system, has two different raw material options, they are aluminium and galvanised also it's available to paint with RAL options. The system also can be produced with Hook-on carrier system.

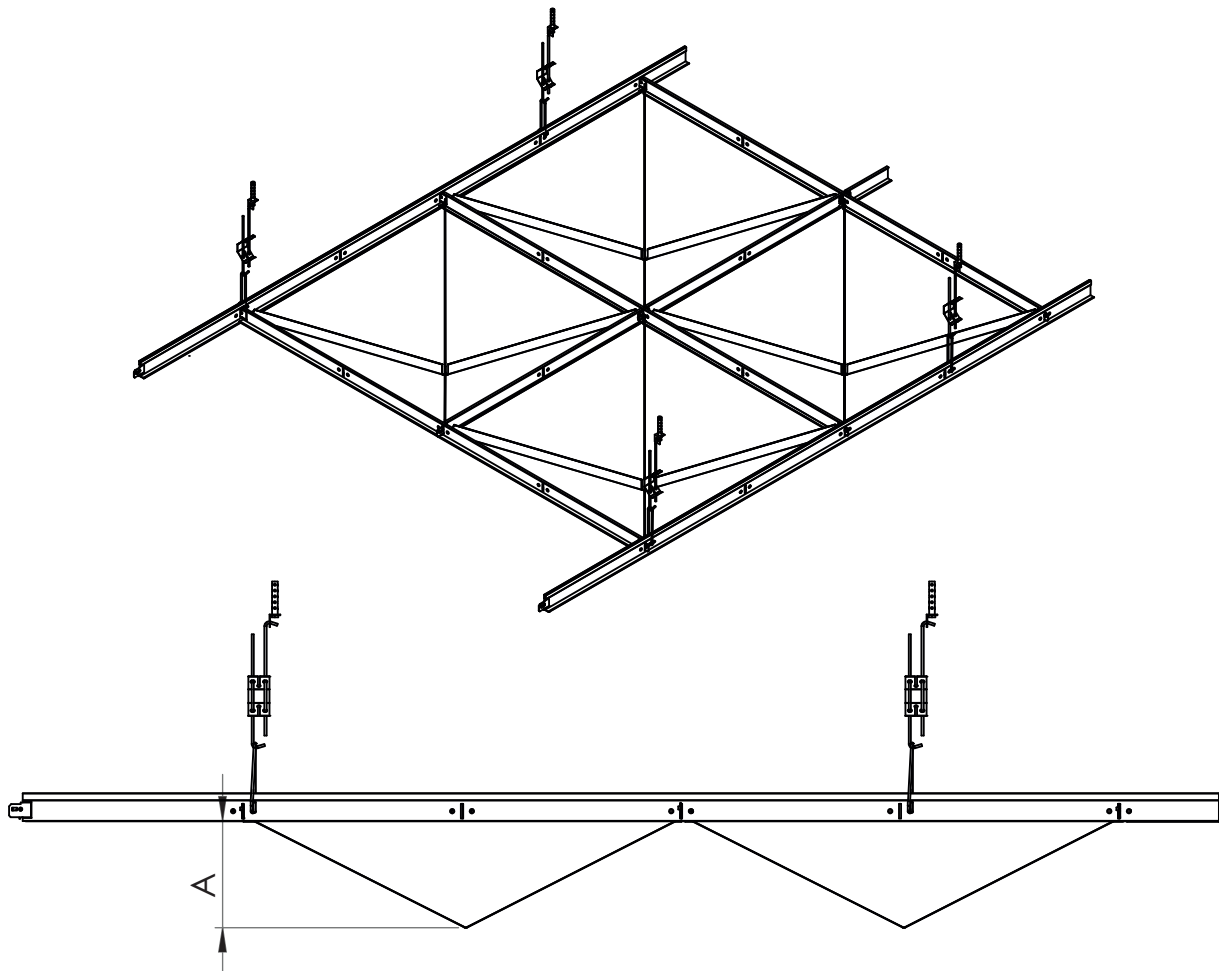


RAW MATERIAL	THICKNESS	COLOR	PERFORATION
Steel	0,70 mm / 0,80 mm	Depends On Your Project	Depends On Your Project




60X60 PYRAMID PANEL

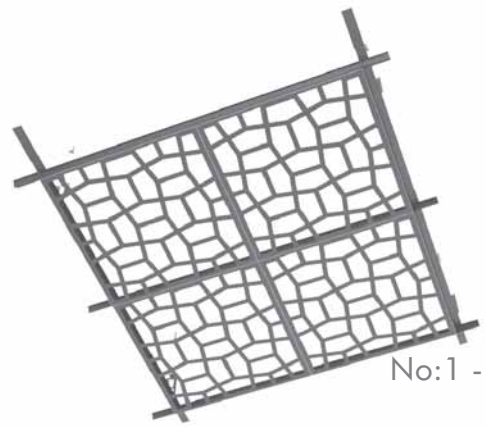
Pyramid panels can be produced in two systems. T carrier system and the box profile (screwed) in t system (T-24) , pyramid panels are integrated to T system which has 600x600 mm dimensions. It also can be produced as large panels and installed by screws.



CNC
EXCLUSIVE

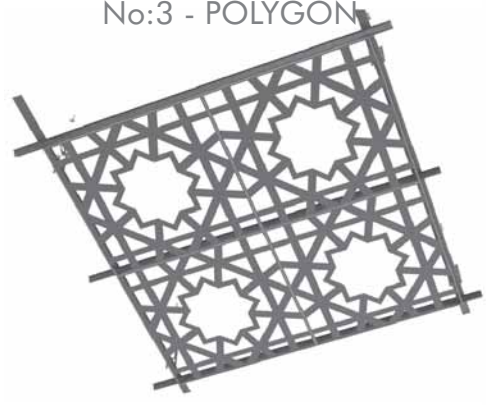


No:2 - CIRCULAR

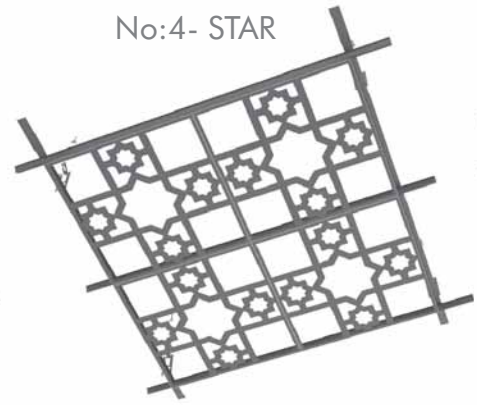


No:1 - BRICKS

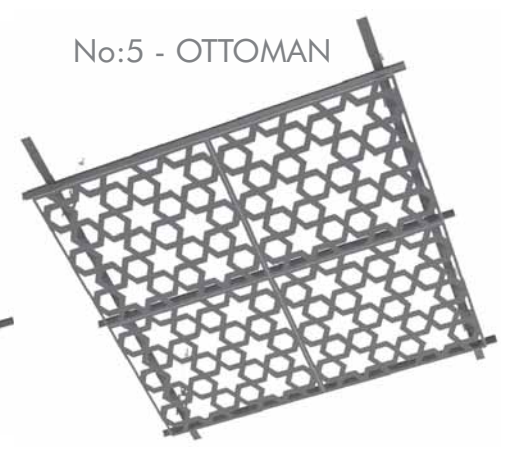
No:3 - POLYGON



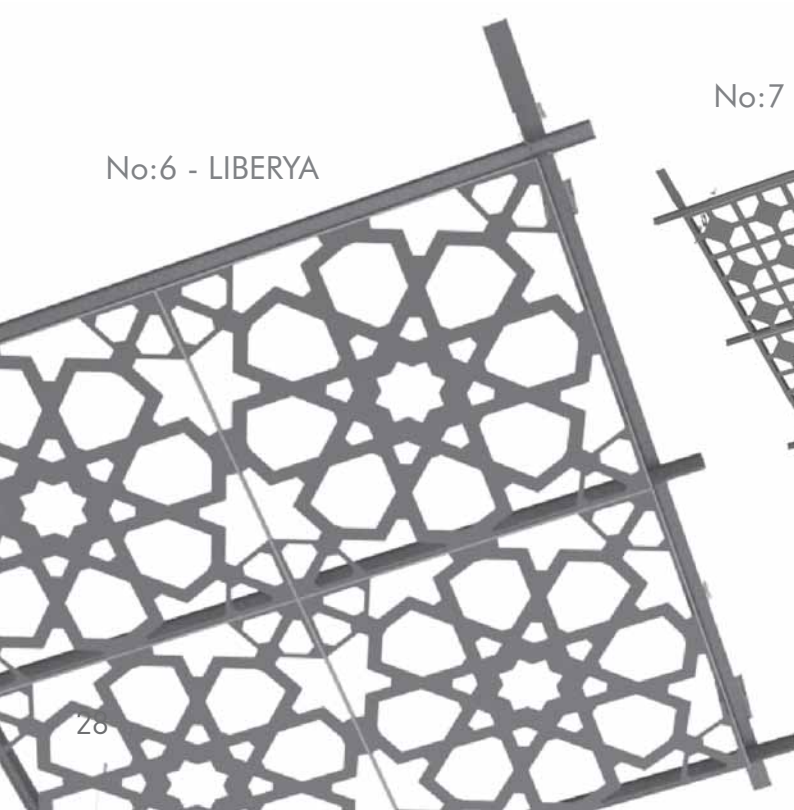
No:4 - STAR



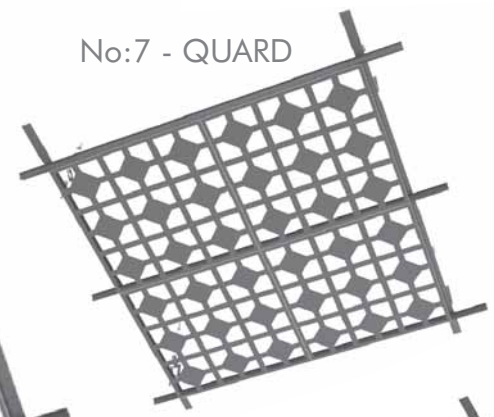
No:5 - OTTOMAN



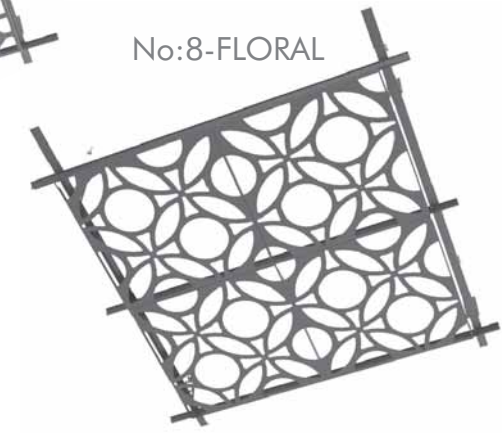
No:6 - LIBERYA



No:7 - QUARD



No:8 - FLORAL



BAROQUE



In Turkey , TRIO Ceiling Systems led the way in tin panels. The panels are aluminium ,copper ,brass and zinc. It's possible to produce in reflective aluminium and paint with other RAL options .It can be integrated to clip-in system , without bending the material and it can be directly adhered to the wall.

RAW MATERIALS

ALUMINIUM

COPPER

BRASS


ZINC

INSTALLATION TYPES

CLIP-IN (CEILING)

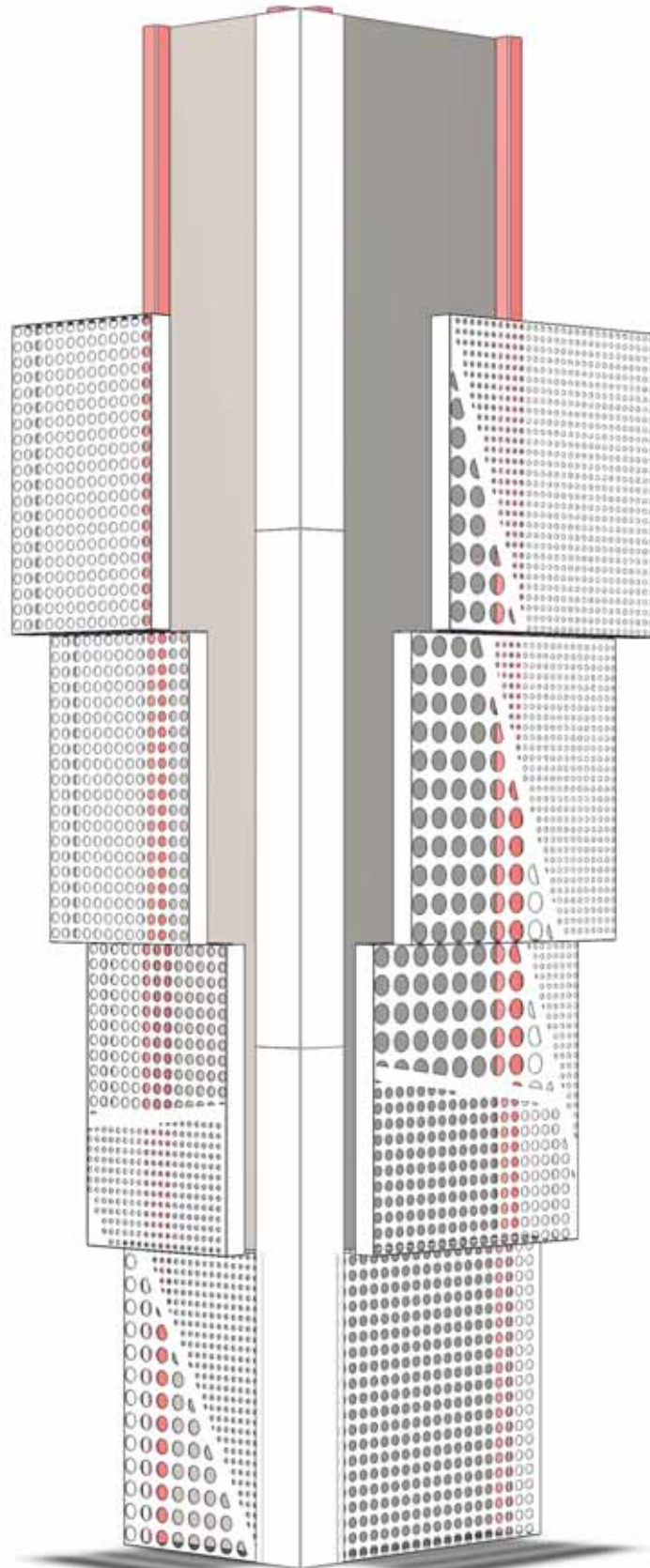
SILICON (WALL)

FRAME



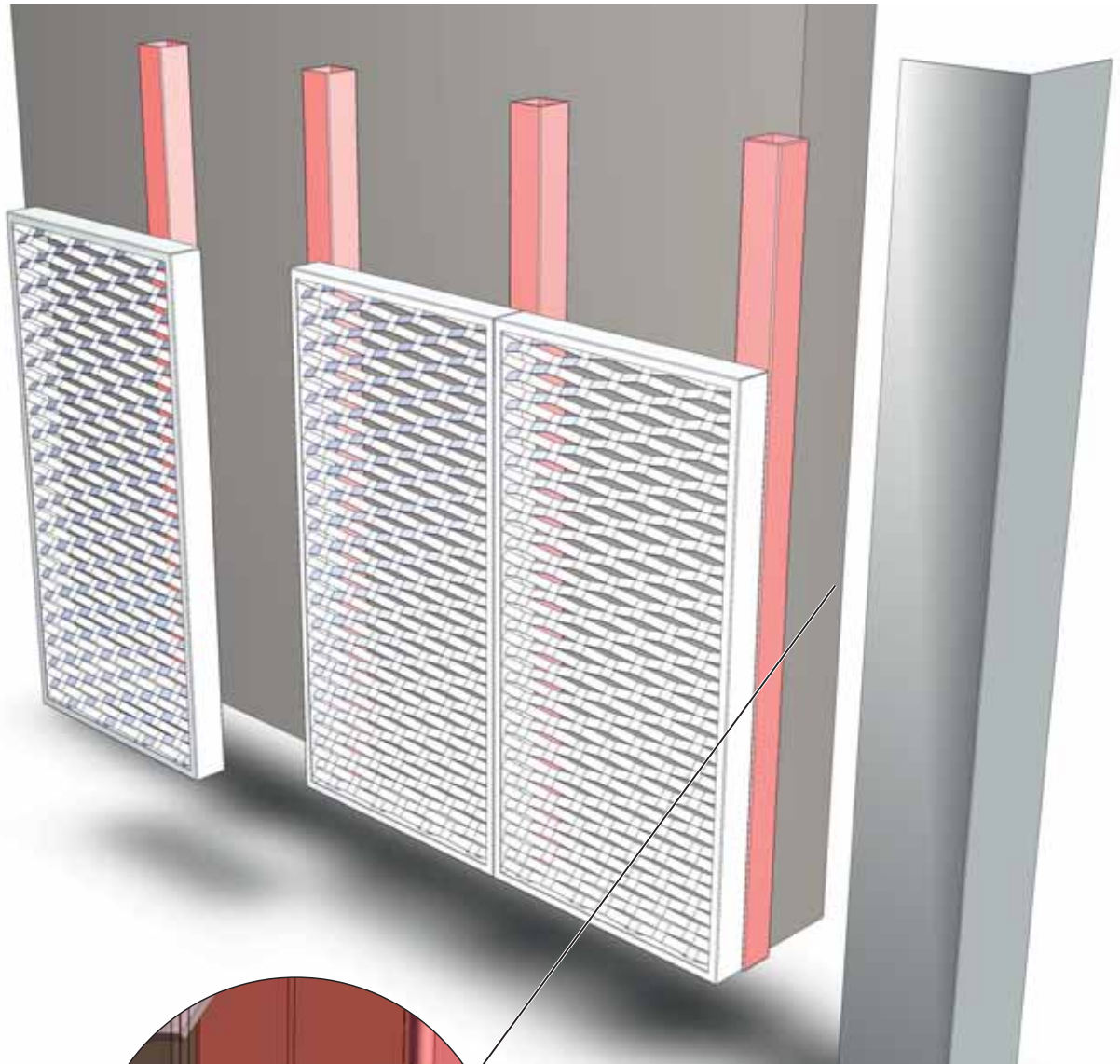
FACADE PANELS WALL PANEL

The facade panels has multiple dimension options. It can be used in outdoor - indoor walls and also in colons of the building. This system can be perforated with CNC machines so it has lot of options for design and dimensions.

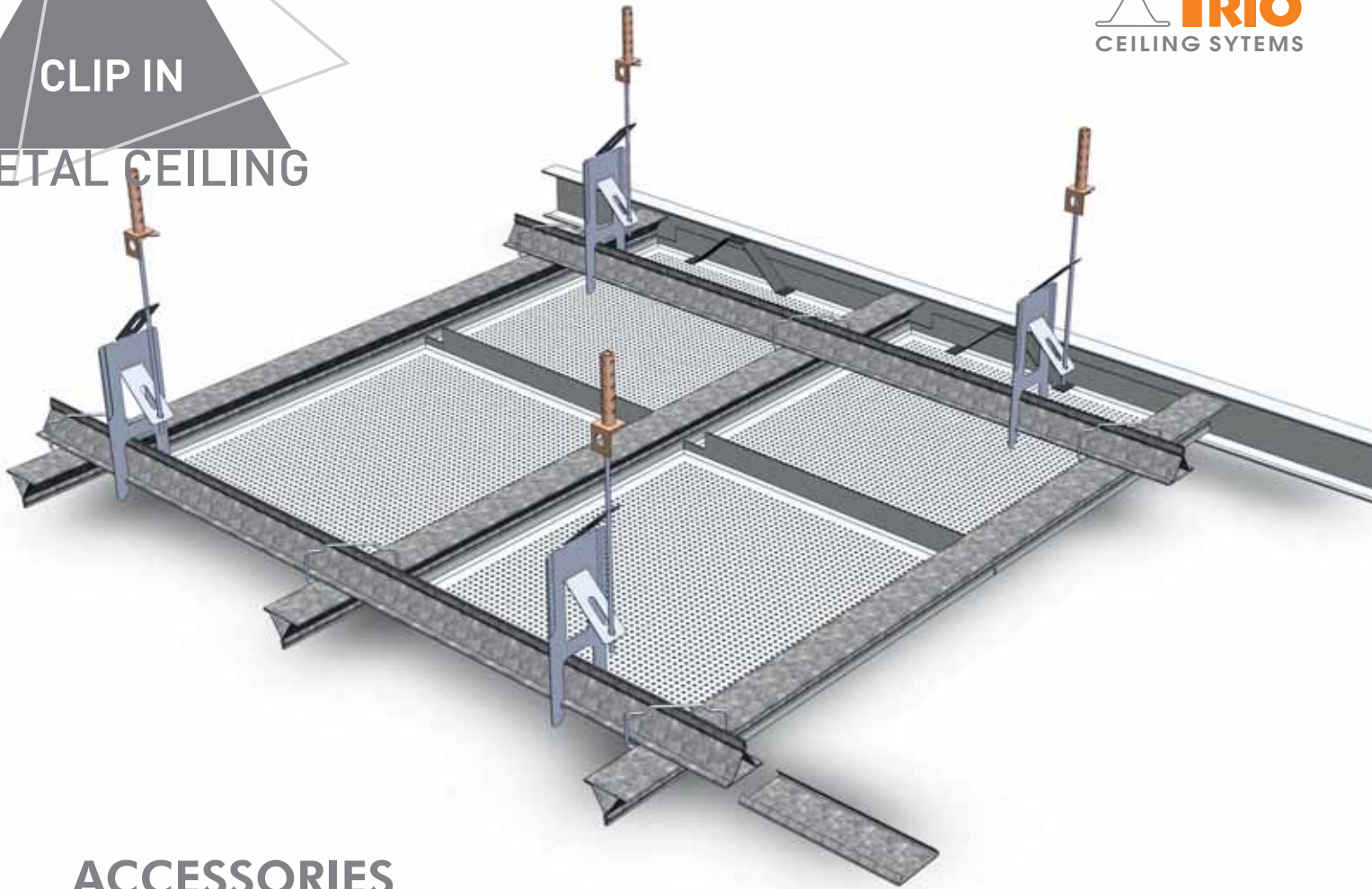


Wall panel installation doesn't need a carrier system. The system needs a carcass of metal box profiles as the same dimensions with panels. It has multiple raw material selection like aluminium or galvanised. It is also possible to use expanded metal or a cnc design.

**WALL MESH
PANELS
WALL PANEL**



**CLIP IN
METAL CEILING**



ACCESSORIES



OMEGA PROFILE



C EDGE PROFILE



JOINING CLIPS



SIDE SPLICE



STEEL DOWEL



SPRING TONG



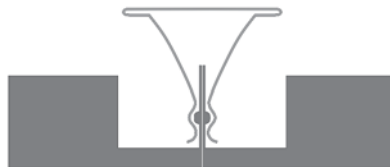
HANGER WIRE



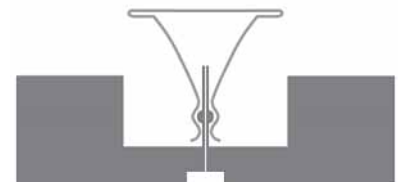
CARRIER ADDING



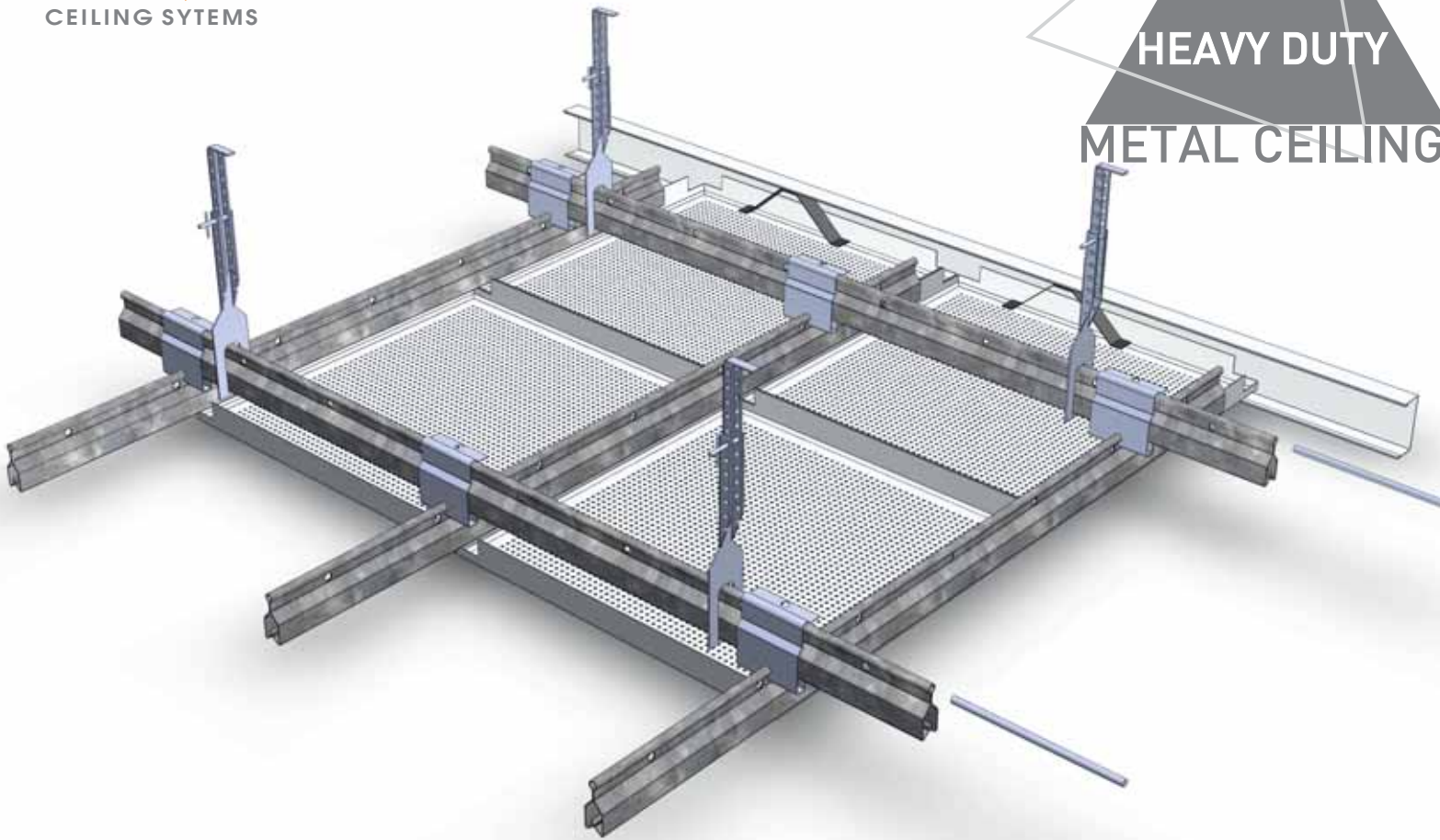
45° EDGE



90° EDGE



CHANNELED EDGE



ACCESSORIES



OMEGA PROFILE



JOINING CLIPS



DOUBLE SPRING TONG



CARRIER ADDING



C EDGE PROFILE



STEEL DOWEL



HANGER WIRE



SIDE SPLICE

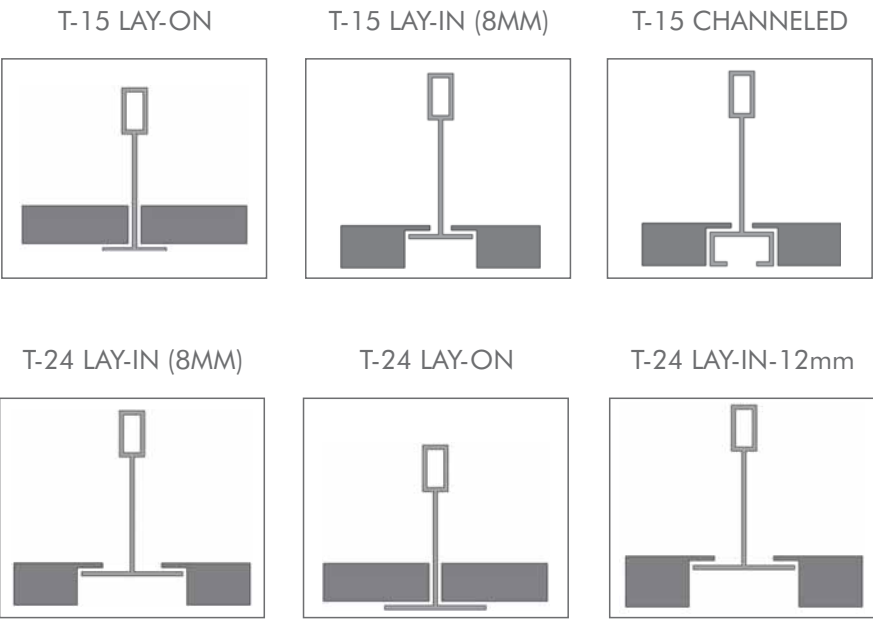



NONIUS HANGER

RAW MATERIAL	SYSTEM	COLOR	EYE RANGE
Aluminium / Galvanise	0,50 mm / 0,80 mm	Depends On Your Project	Depends On Your Project

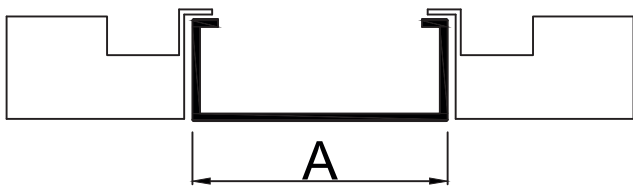
T SYSTEM METAL CEILING

T system is the most common system in the world. It's also used for mineral ceiling and metal ceiling. Inside the system you can get 3 dimension for panels. Which is 600x600mm , 600x1200mm , 1200x1200mm. Because of its a universal system, the worker team can manage it easily.



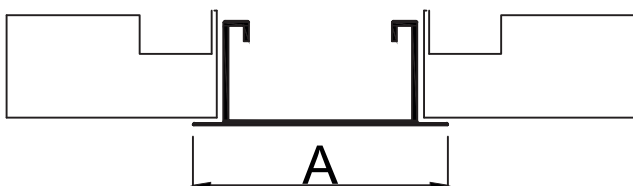
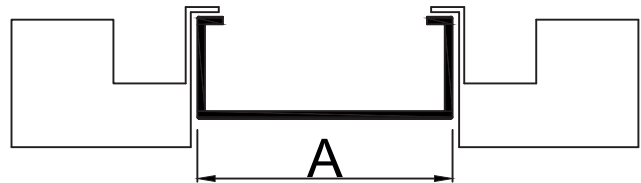


The bandraster system is similar to T System. But the only difference is the panel and carrier dimensions can be variable and produced in 2 types which has IN and ON options. You can check on the bottom drawings



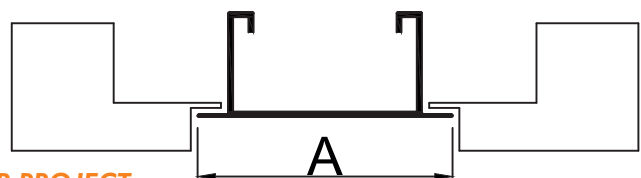
C BANDRASTER ON

C BANDRASTER IN



T BANDRASTER ON


T BANDRASTER IN



A: DIMENSIONS DEPENDS ON YOUR PROJECT

PANEL METAL CEILING

Panel ceilings founded in the market more than 20 years , usually its used in gas stations , metro stations and also outdoor areas.Panels can be compitable in dimensions and raw materials.It can be produced with pre-painted wooden so the production time is faster than paiting with RAL options.

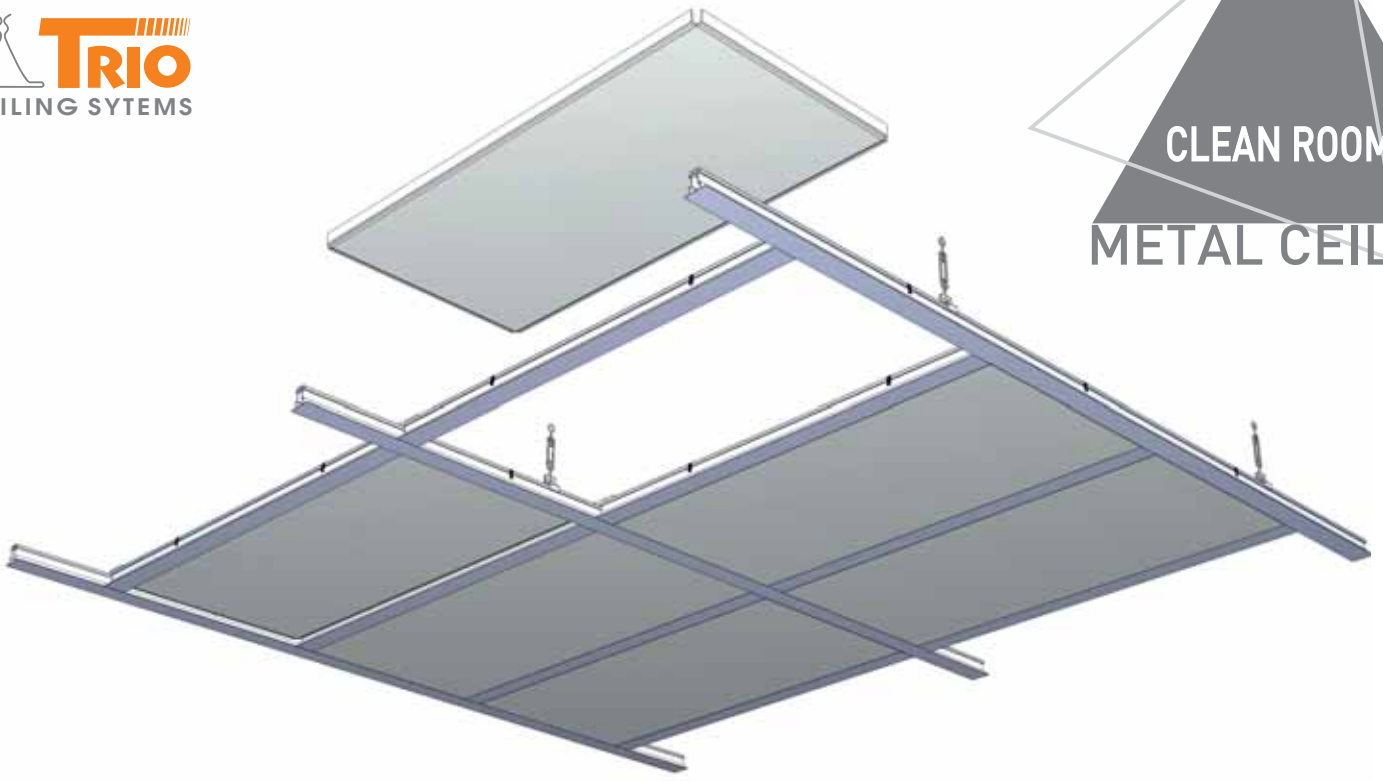


PANEL 200

RAW MATERIAL	SYSTEM	COLOR	EYE RANGE
Aluminium / Galvanise	0,50 mm / 0,80 mm	Depends On Your Project	Depends On Your Project



PANEL 85



The cleanroom ceiling are produced with thick raw material. So its possible to walk on the system. To reach any other equipments on the background of the ceiling system. It's a moduler system and also solid walkable platform.

The panels , can be silconed to the carrier system so it can be used in hygienic areas.

ACCESSORIES



CARRIER PROFILE
2mm ALUMINIUM



PANEL SPLICE



CARRIER SPLICE
ALUMINIUM
CONNECTOR



CARRIER SPLICE

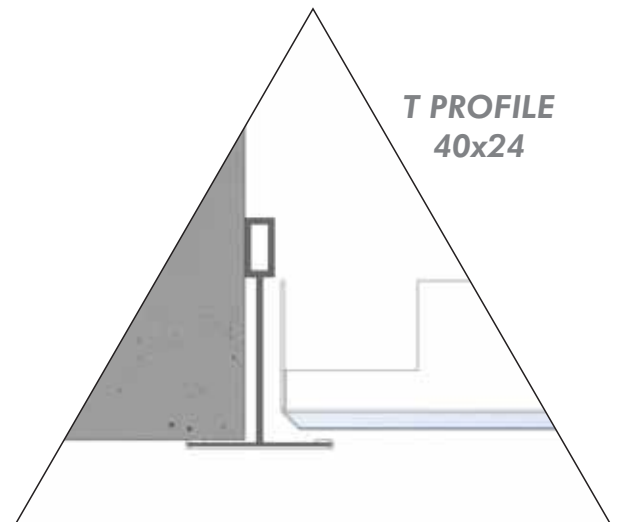
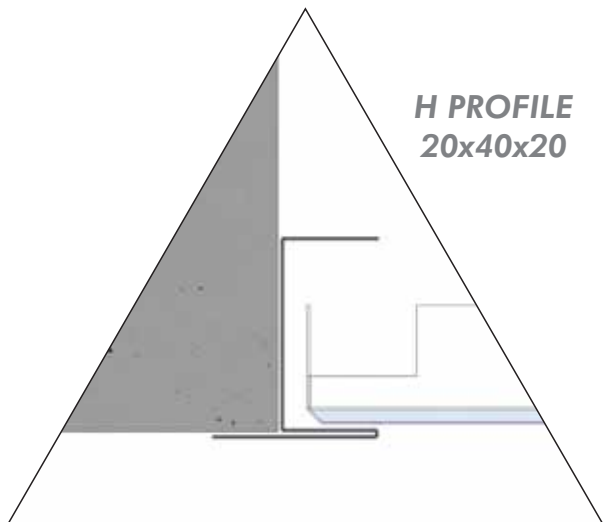
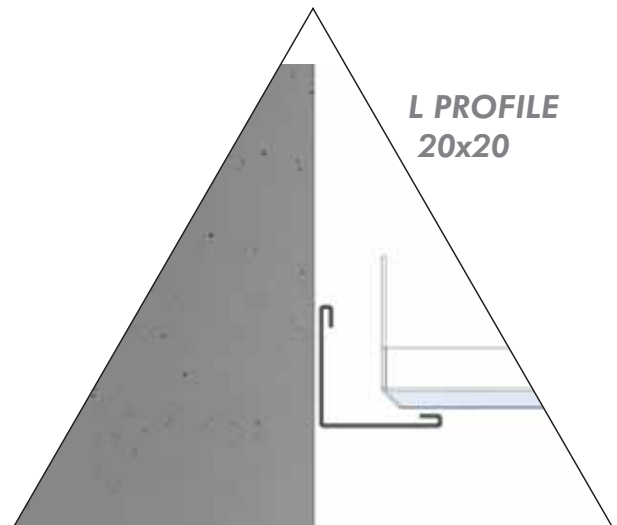
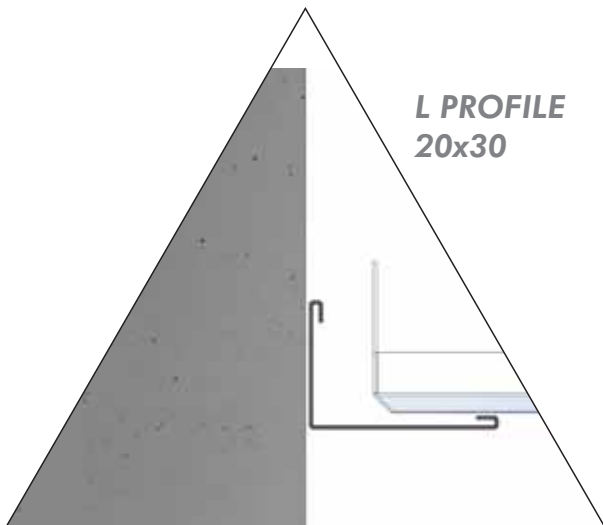
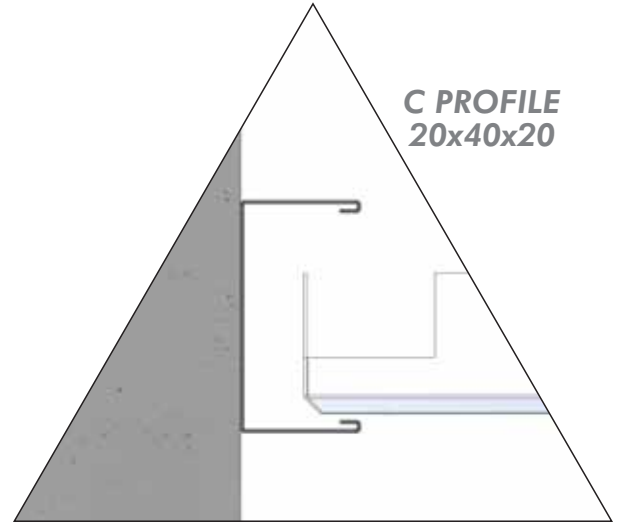
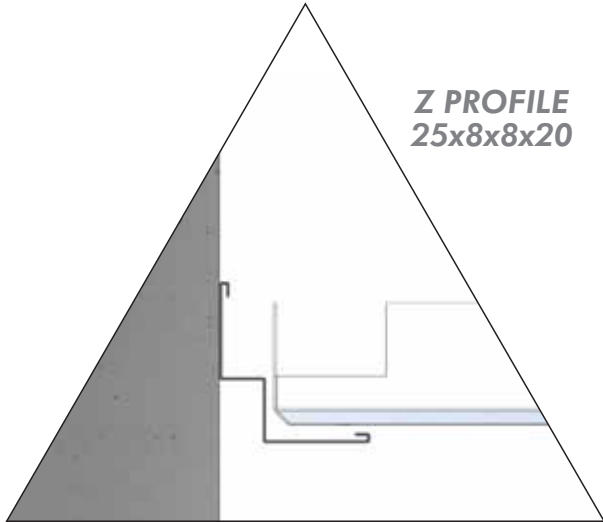


HANGER

RAW MATERIAL	SYSTEM	SIZE	PERFORATION
Aluminium / Steel Metal	1,50 mm	600x1200 mm	Plain


EDGE PROFILES DETAILS

Edge profiles can be produced specially to integrate your system. It can be produced with any dimension, radius and RAL options. In some areas we can produce edge profiles with radius which you can give the shape of your wall by bending profile with hand.



Edge profiles can be produced specially to integrate your system. It can be produce any dimension , radius and RAL options. In special areas we produce edge profiles which you can give the shape of your wall by bending profile with hand.

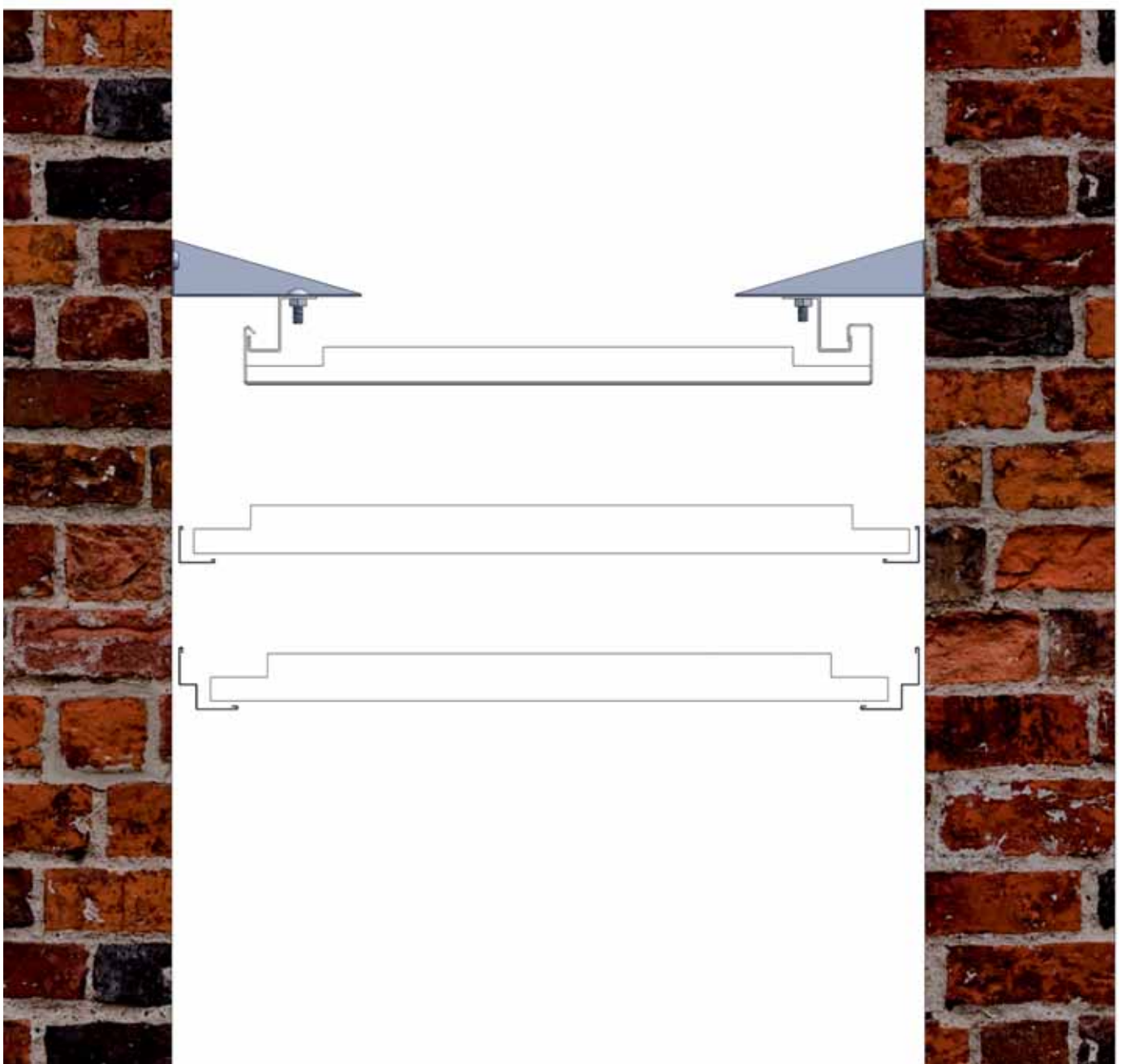
RADIUS PROFILES DETAILS



**RADIUS EDGE
PROFILES**


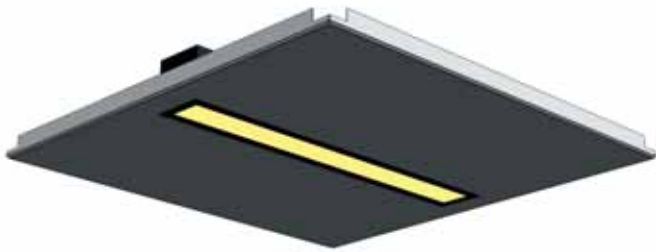
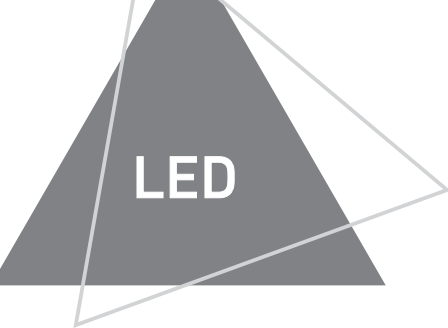
CORRIDOR SOLUTIONS DETAILS

In corridor panels , there are 3 types of system. Hook - on, L profile and Z profile can be used as a carrier system. It also can be produced in different type of raw materials , RAL options and perforation types.





**INTEGRATED
LED LIGHTING**



LED	DRIVER	SYSTEMS	WATT (MT)	LUMEN (MT)
Samsung	Eagle Rise / Osram	Clip-in / T Systems	14 Watt	1600

3000 K



DAY LIGHT / YELLOW

4000 K




NATUREL / WHITE


6000 K



WHITE


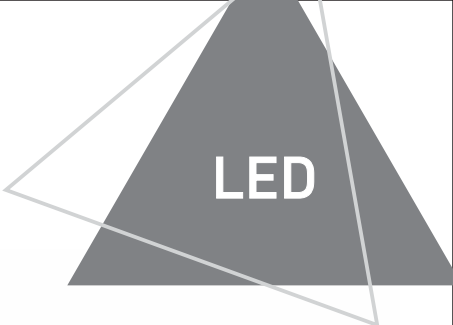


60 X 60 LED PANEL



60 X 60 LED PANEL

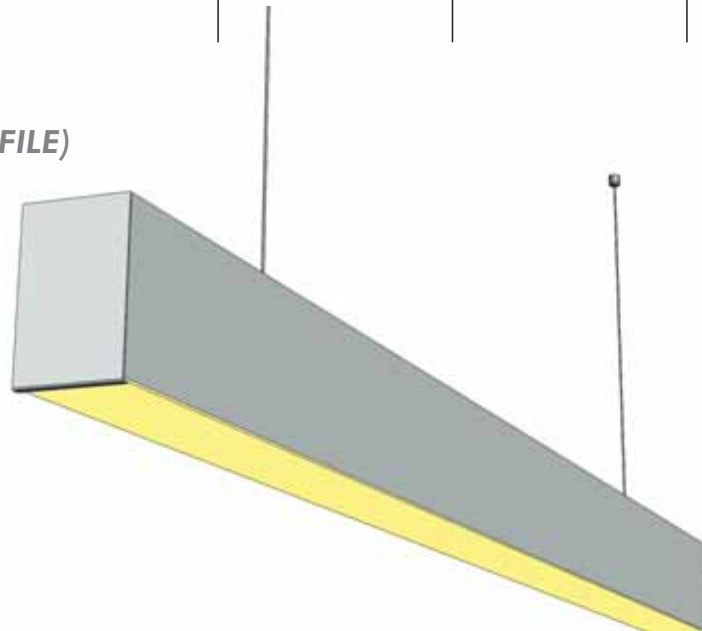
LED	DRIVER	SYSTEMS	WATT (MT)	LUMEN (MT)
Samsung	Eagle Rise / Osram	Clip-in / T Systems	35 Watt	1600



BAFFLE IN LED


LED	DRIVER	SYSTEMS	WATT (MT)	LUMEN (MT)
Samsung	Meanwell / Tridonic	Baffle	28 Watt	1600

**LINEER LED
(ALUMINIUM PROFILE)**



LED	DRIVER	SYSTEMS	WATT (MT)	LUMEN (MT)
Samsung	Meanwell / Tridonic	General Areas	28 Watt	1600

LED



LED	DRIVER	SYSTEMS	WATT (MT)	LUMEN (MT)
Samsung	Meanwell / Tridonic	Baffle	28 Watt	1600

3000 K




DAY LIGHT / YELLOW

4000 K

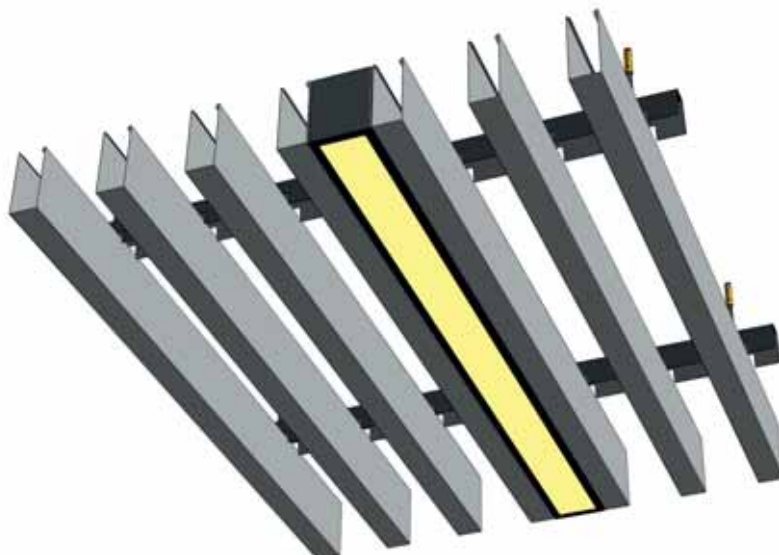


NATUREL / WHITE

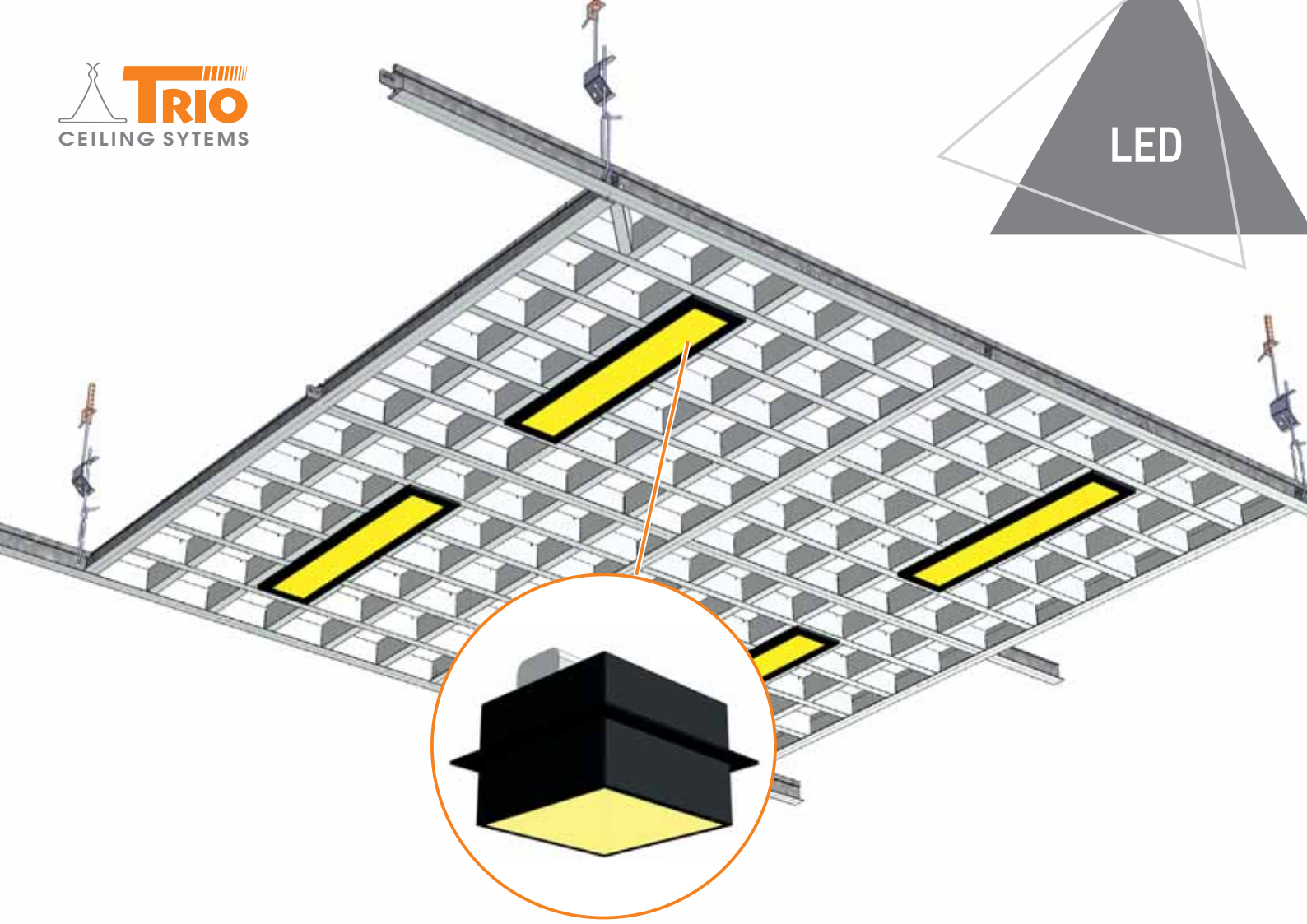
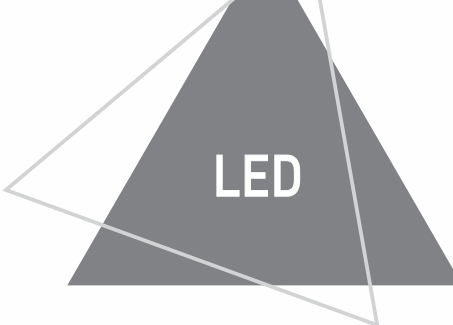
6000 K




WHITE




BAFFLE MID LED
(2 PANEL ARASI)




LED	DRIVER	SYSTEMS	WATT (MT)	LUMEN (MT)
Samsung	Meanwell / Tridonic	Baffle	28 Watt	1600




Ultra Micro Perforation
0,7mm Straight Open Area % 2.4




Extra Micro Perforation
1,5mm Diagonal Open Area % 22




Extra Micro Perforation
1,5mm Straight Open Area % 11




Micro Perforation
1,8mm Diagonal Open Area % 21



Micro Perforation
1,8mm Straight Open Area % 10.5




Standart Perforation
2,5mm Diagonal Open Area % 32







Standart Perforation
2,5mm Diagonal Open Area % 16




Large Perforation
4,5mm Diagonal Open Area % 41




Large Perforation
4,5mm Straight Open Area % 20.5




Extra Large Perforation
8mm Diagonal Open Area % 50



Extra Large Perforation
8mm Straight Open Area % 25



Square Perforation
4mm x 4mm Open Area % 28



**PRE
PAINTED
ALUMINIUM**

TEAK



BAMBOO



DARK TEAK



OAK



PVC TEAK





PROJECT GALERIES







orven

Since 1987

SHOES & MORE


ROSSIGNOL

ROSSIGNOL

KURBAN BAYRAMI ÇALIŞMAYA BAŞLIYOR
SAAT 10:00


10:00
13:00




























LEVI ST AUSS & CO.
























HEAD QUARTERS PROJECTS IN TURKEY

	Franklin Templeton Investments
	Softtek
	Roche Medicine
	Alexion Pharmaceuticals
	Abdi Ibrahim
	Boehringer Ingelheim
	Credit Suisse
	3M
	ETS
	Polyplex
	Levi's
	Watsons
	Pharmatech
	Kurita Water Industries
	PWC






SHOPPING MALL'S

	Bu Yaka AVM İstanbul
	Kayseri Park Avm
	M1 Adana
	Adiyaman Park AVM
	Vadi İstanbul
	Bercadia AVM Lüleburgaz
	Ant Yapı Manzara AVM
	Antalya Terra City
	Bolu Highway Outlet AVM

AIRPORT AND TRANSPORTATION

	Ghana Kotoka Airports
	Rafik Hariri Beirut International
	Antalya Kaş Bus Station
	Sabiha Gökçen Airport
	Avrasya Otoyolu HQ
	Kuzey Marmara HQ

WORLD WIDE PROJECTS

	Qabala City Stadium (Azerbaijan)
	Sun Flower (France)
	Central Bank (Azerbaijan)
	Arkomat (Bulgaria)
	Zoetermeher (Holland)

TRIO

CEILING SYSTEMS

ÜÇLER ALÜMİNYUM METAL YAPI MALZEMELERİ SAN. TİC. LTD. ŞTİ.

Talimhane Caddesi No.:45 Rami - İstanbul / TURKEY

Tel: +90 212 613 22 24 Fax: +90 212 577 77 30

info@uclertriomat.com www.uclertriomat.com