


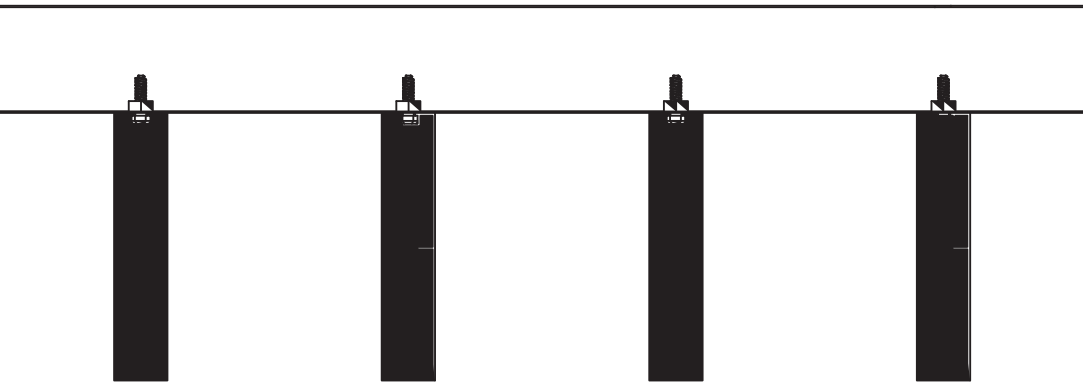
EXTRUSION

BAFFLE

Baffle extrusion profiles can be produced rectangle and circular form. Product lengths are 600cm and has all RAL options. The carrier system are more easy to organise and install. Mostly , extrusion profile is preferred at outdoor areas.

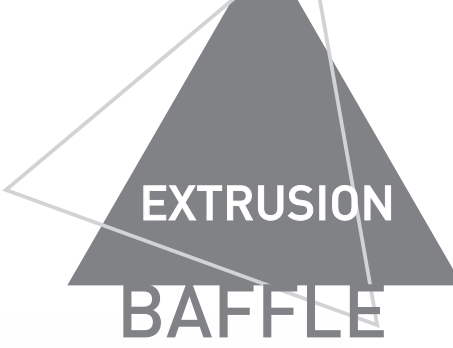



SYSTEM SECTION *BAFFLE EXTRUSION*



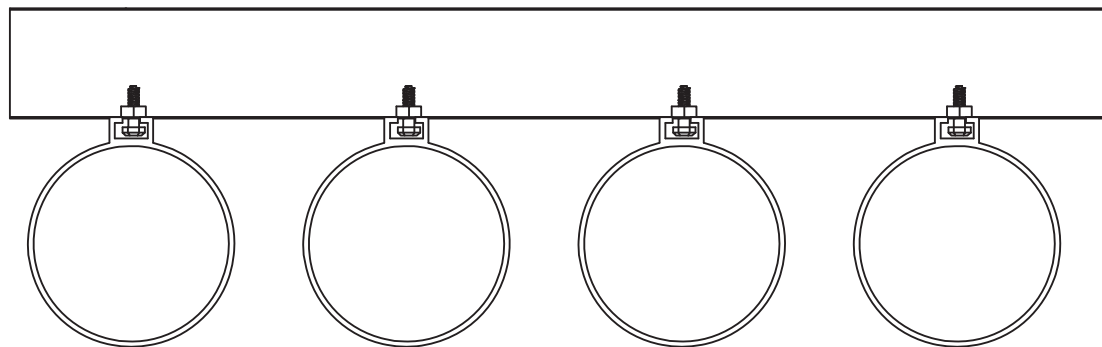
| RAW MATERIAL | THICKNESS | DIMENSIONS | COLOR |
|----------------|----------------------|----------------|--|
| Aluminium | 1,00 mm / 1,50 mm | Base :20 mm | Standart Ral 9005 - Ral 9016 - Ral 7016 |
| | | Height :100 mm | |
| | | Base :30 mm | Other Ral Options |
| | | Height :100 mm | |
| Base :50 mm | Wooden Looked Colors | | |
| Height :100 mm | | | |

Baffle extrusion profiles nowadays can be produced rectangle and different forms. Product lengths are 600cm and has all RAL options. The carrier installation and profiles are more easy to organise and many people prefer this system in outdoor places.

BAFFLE EXTRUSION ROUND

SYSTEM SECTION



| RAW MATERIAL | THICKNESS | DIMENSIONS | COLOR |
|--------------|-------------------|--------------------------|--|
| Aluminium | 1,00 mm / 1,50 mm | Circular : 50 mm - 75 mm | Standart Ral 9005 - Ral 9016 - Ral 7016 Other Ral Options Wooden Looked Colors |